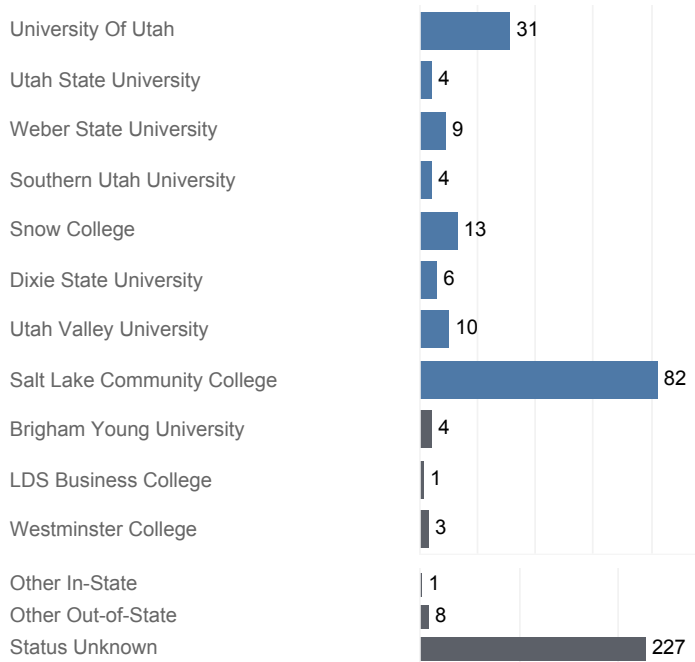




# Utah System of Higher Education (USHE) High School Feedback Report High School Graduating Class of 2016 Cyprus High, Granite District School District

## Fall 2016 Enrollments



May include individual student enrollments at multiple institutions.

## High School Graduates, Scholarships, and ACT

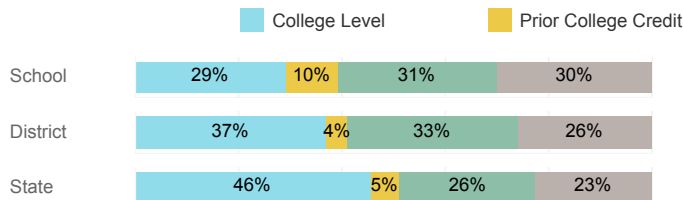
	School	District	State
Graduates	402	3,869	38,326
% Enrolled Fall 2016	43.5%	43.5%	41.0%
Applied for Regents' Scholarship	22	414	4,690
Awarded Regents' Scholarship	10	244	3,245
Avg. ACT Composite Score	18	19	21
Took ACT Test	374	3,522	35,851
% ACT College Math Ready (≥ 22)	18.7%	29.1%	38.1%
% ACT College English Ready (≥ 18)	48.4%	52.0%	61.7%

## USHE Student Information

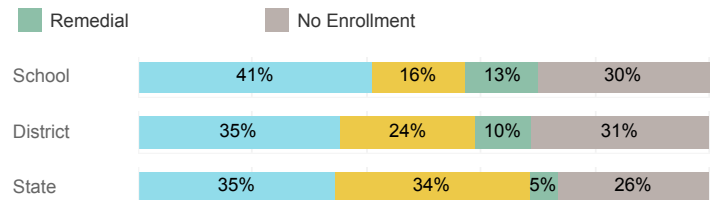
	School	District	State
Number Enrolled Fall	147	1,427	13,374
Avg. Fall Semester GPA	2.38	2.57	2.71
% Pell Eligible	49.7%	44.0%	32.0%
% Returned Spring Semester	79.6%	82.7%	79.8%
% with 30 Credits 1st Year	18.4%	20.7%	27.6%
Avg. ACT Composite Score	20	21	22
Took ACT Test	140	1,398	13,255
% ACT College Math Ready (≥ 22)	26.2%	36.6%	47.0%
% ACT College English Ready (≥ 18)	65.5%	64.4%	75.0%

## College Performance Measures for USHE Students

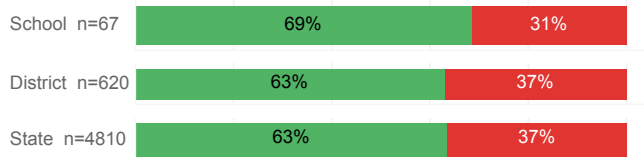
### Students Taking Math by Highest Level Attempted



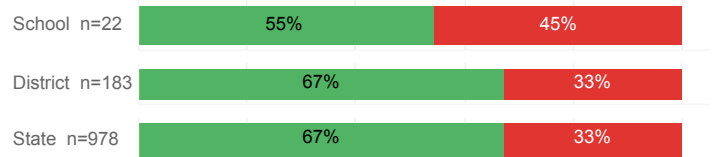
### Students Taking English by Highest Level Attempted



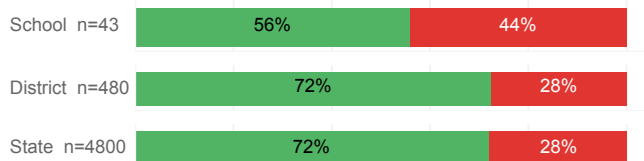
### % Earning C or Higher in Remedial Math (≤ 1010)



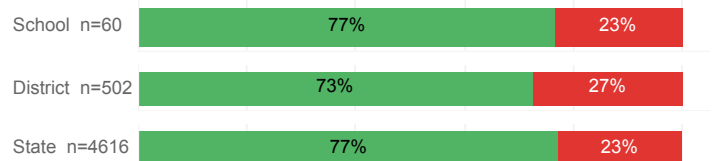
### % Earning C or Higher in Remedial English (< 1000)



### % Earning C or Higher in College Math (≥ 1030)



### % Earning C or Higher in College English (≥ 1010)



For additional information regarding this report, its source data, and the reported measures, please consult the accompanying data definitions.

Prepared by Utah System of Higher Education  
highereducat.utah.gov Published Nov. 2017.