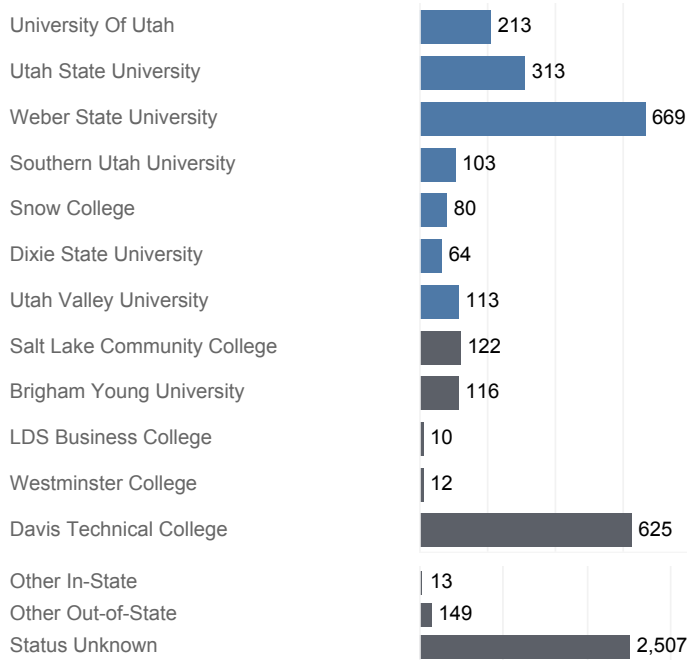




Utah System of Higher Education (USHE) High School Feedback Report High School Graduating Class of 2016 Davis District

Fall 2016 Enrollments



May include individual student enrollments at multiple institutions.

High School Graduates, Scholarships, and ACT

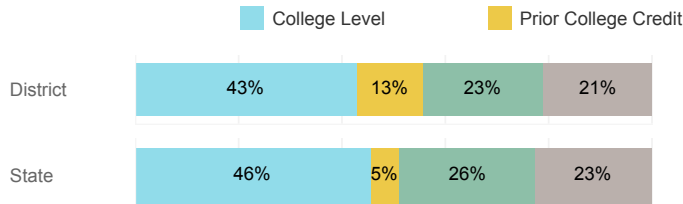
| | District | State |
|---|----------|--------|
| Graduates | 4,458 | 38,326 |
| % Enrolled Fall 2016 | 43.8% | 41.0% |
| Applied for Regents' Scholarship | 593 | 4,690 |
| Awarded Regents' Scholarship | 451 | 3,245 |
| Avg. ACT Composite Score | 22 | 21 |
| Took ACT Test | 4,245 | 35,851 |
| % ACT College Math Ready (≥ 22) | 46.4% | 38.1% |
| % ACT College English Ready (≥ 18) | 68.2% | 61.7% |

USHE Student Information

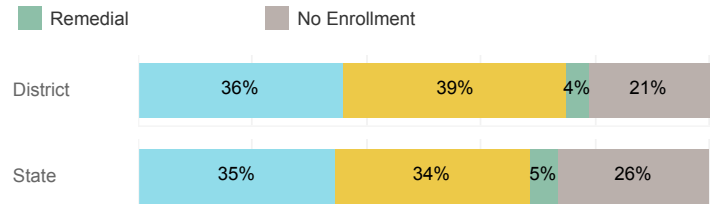
| | District | State |
|---|----------|--------|
| Number Enrolled Fall | 1,640 | 13,374 |
| Avg. Fall Semester GPA | 2.85 | 2.71 |
| % Pell Eligible | 23.1% | 32.0% |
| % Returned Spring Semester | 81.0% | 79.8% |
| % with 30 Credits 1st Year | 28.2% | 27.6% |
| Avg. ACT Composite Score | 23 | 22 |
| Took ACT Test | 1,632 | 13,255 |
| % ACT College Math Ready (≥ 22) | 55.7% | 47.0% |
| % ACT College English Ready (≥ 18) | 80.7% | 75.0% |

College Performance Measures for USHE Students

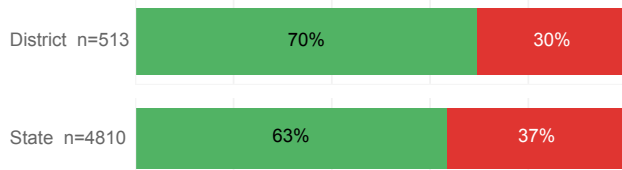
Students Taking Math by Highest Level Attempted



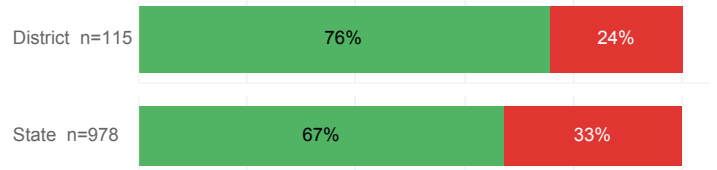
Students Taking English by Highest Level Attempted



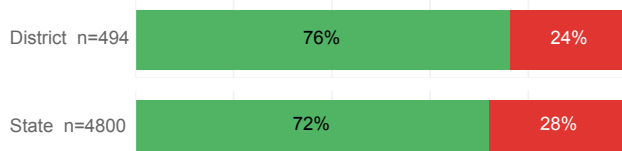
% Earning C or Higher in Remedial Math (≤ 1010)



% Earning C or Higher in Remedial English (< 1000)



% Earning C or Higher in College Math (≥ 1030)



% Earning C or Higher in College English (≥ 1010)

