

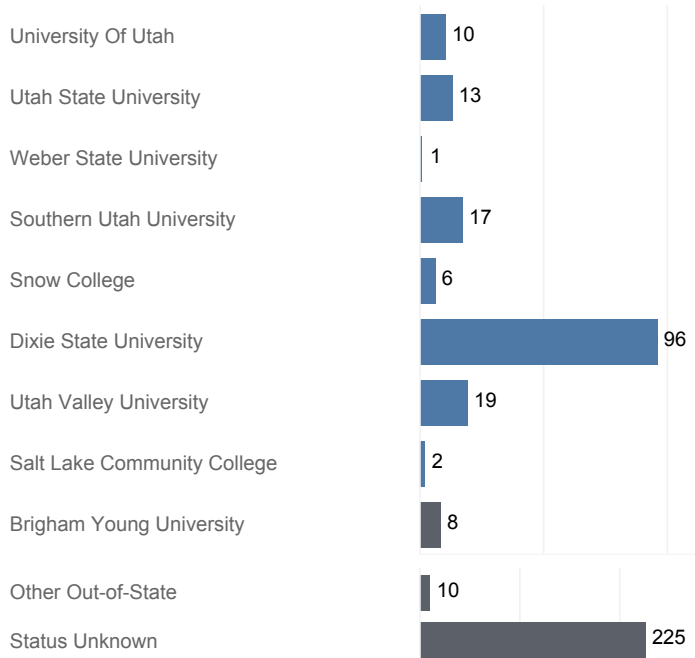


# Utah System of Higher Education (USHE) High School Feedback Report

## High School Graduating Class of 2016

### Desert Hills High, Washington District School District

#### Fall 2016 Enrollments



May include individual student enrollments at multiple institutions.

#### High School Graduates, Scholarships, and ACT

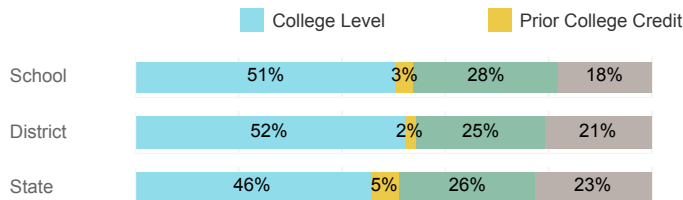
|   | School | District | State  |
|---|--------|----------|--------|
| <b>Graduates</b>                          | 395    | 1,860    | 38,326 |
| <b>% Enrolled Fall 2016</b>               | 43.0%  | 37.4%    | 41.0%  |
| <b>Applied for Regents' Scholarship</b>   | 63     | 333      | 4,690  |
| <b>Awarded Regents' Scholarship</b>       | 47     | 201      | 3,245  |
| <b>Avg. ACT Composite Score</b>           | 21     | 20       | 21     |
| <b>Took ACT Test</b>                      | 384    | 1,708    | 35,851 |
| <b>% ACT College Math Ready (≥ 22)</b>    | 45.6%  | 38.5%    | 38.1%  |
| <b>% ACT College English Ready (≥ 18)</b> | 64.1%  | 59.4%    | 61.7%  |

#### USHE Student Information

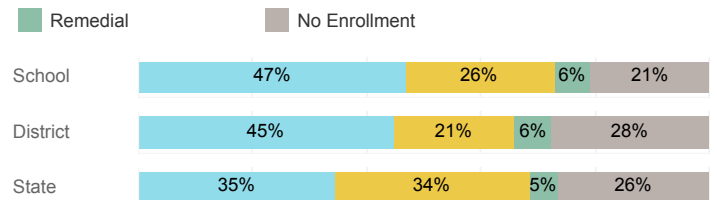
|   | School | District | State  |
|---|--------|----------|--------|
| <b>Number Enrolled Fall</b>               | 160    | 649      | 13,374 |
| <b>Avg. Fall Semester GPA</b>             | 2.63   | 2.60     | 2.71   |
| <b>% Pell Eligible</b>                    | 29.4%  | 40.1%    | 32.0%  |
| <b>% Returned Spring Semester</b>         | 76.3%  | 74.9%    | 79.8%  |
| <b>% with 30 Credits 1st Year</b>         | 35.0%  | 36.8%    | 27.6%  |
| <b>Avg. ACT Composite Score</b>           | 22     | 22       | 22     |
| <b>Took ACT Test</b>                      | 160    | 642      | 13,255 |
| <b>% ACT College Math Ready (≥ 22)</b>    | 49.4%  | 46.1%    | 47.0%  |
| <b>% ACT College English Ready (≥ 18)</b> | 71.9%  | 72.4%    | 75.0%  |

#### College Performance Measures for USHE Students

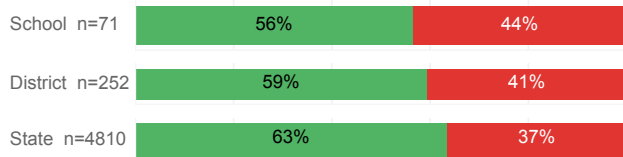
##### Students Taking Math by Highest Level Attempted



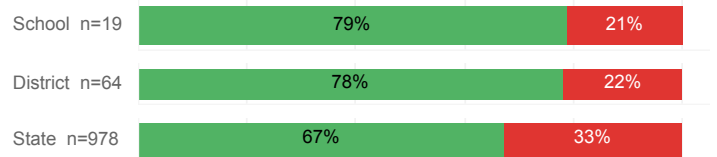
##### Students Taking English by Highest Level Attempted



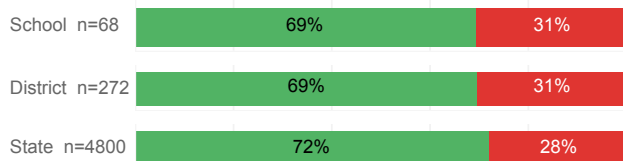
##### % Earning C or Higher in Remedial Math (≤ 1010)



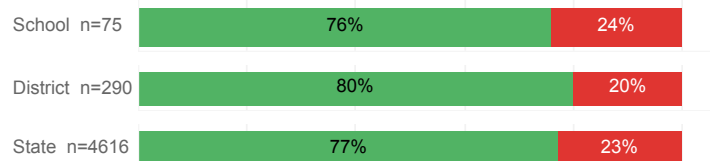
##### % Earning C or Higher in Remedial English (< 1000)



##### % Earning C or Higher in College Math (≥ 1030)



##### % Earning C or Higher in College English (≥ 1010)



For additional information regarding this report, its source data, and the reported measures, please consult the accompanying data definitions.

Prepared by Utah System of Higher Education  
highereducat.org Published Nov. 2017.