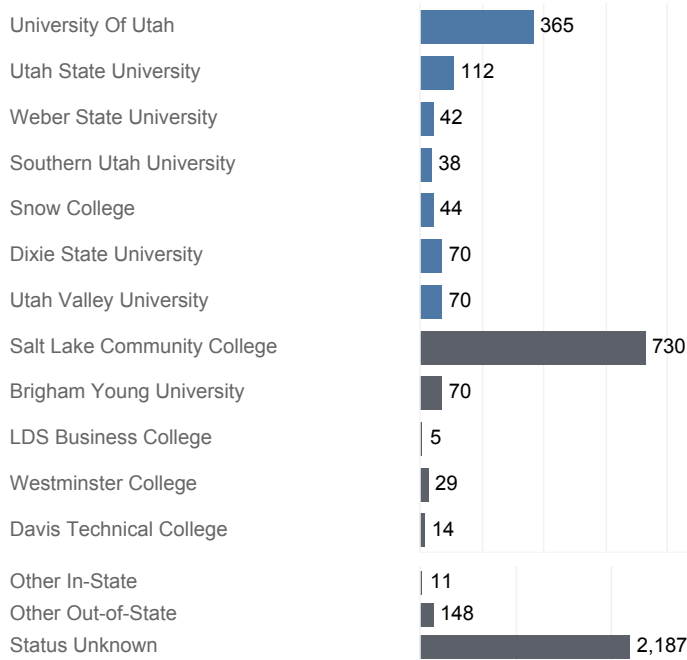




Utah System of Higher Education (USHE) High School Feedback Report High School Graduating Class of 2016 Granite District

Fall 2016 Enrollments



May include individual student enrollments at multiple institutions.

High School Graduates, Scholarships, and ACT

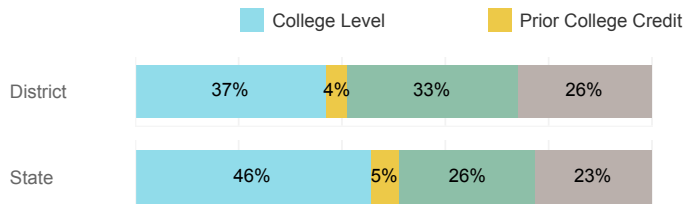
	District	State
Graduates	3,869	38,326
% Enrolled Fall 2016	43.5%	41.0%
Applied for Regents' Scholarship	414	4,690
Awarded Regents' Scholarship	244	3,245
Avg. ACT Composite Score	19	21
Took ACT Test	3,522	35,851
% ACT College Math Ready (≥ 22)	29.1%	38.1%
% ACT College English Ready (≥ 18)	52.0%	61.7%

USHE Student Information

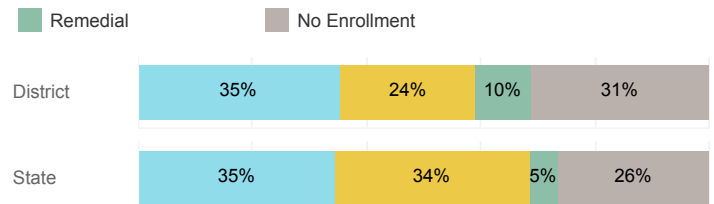
	District	State
Number Enrolled Fall	1,427	13,374
Avg. Fall Semester GPA	2.57	2.71
% Pell Eligible	44.0%	32.0%
% Returned Spring Semester	82.7%	79.8%
% with 30 Credits 1st Year	20.7%	27.6%
Avg. ACT Composite Score	21	22
Took ACT Test	1,398	13,255
% ACT College Math Ready (≥ 22)	36.6%	47.0%
% ACT College English Ready (≥ 18)	64.4%	75.0%

College Performance Measures for USHE Students

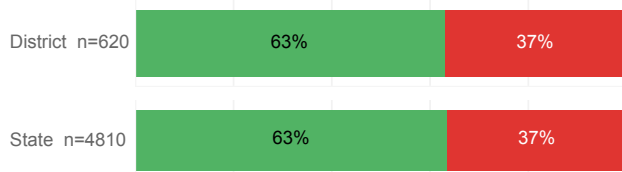
Students Taking Math by Highest Level Attempted



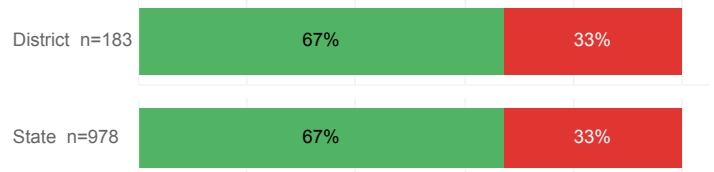
Students Taking English by Highest Level Attempted




% Earning C or Higher in Remedial Math (≤ 1010)



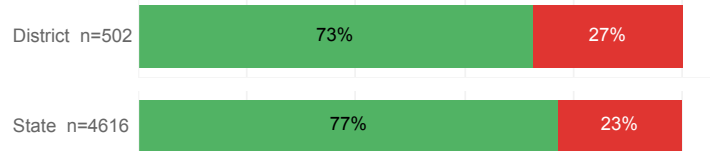
% Earning C or Higher in Remedial English (< 1000)



% Earning C or Higher in College Math (≥ 1030)



% Earning C or Higher in College English (≥ 1010)



For additional information regarding this report, its source data, and the reported measures, please consult the accompanying data definitions.

Prepared by Utah System of Higher Education
higher.utah.gov Published Nov. 2017.