

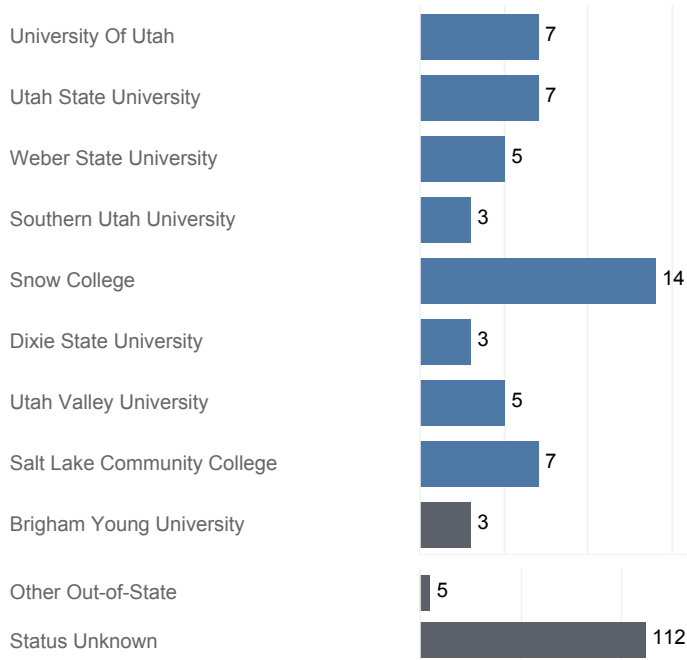


Utah System of Higher Education (USHE) High School Feedback Report

High School Graduating Class of 2016

Grantsville High, Tooele District School District

Fall 2016 Enrollments



May include individual student enrollments at multiple institutions.

High School Graduates, Scholarships, and ACT

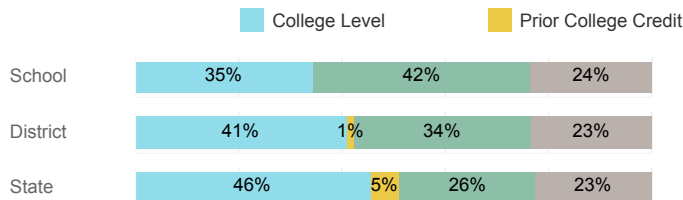
	School	District	State
Graduates	170	891	38,326
% Enrolled Fall 2016	34.1%	38.5%	41.0%
Applied for Regents' Scholarship	25	124	4,690
Awarded Regents' Scholarship	14	72	3,245
Avg. ACT Composite Score	21	20	21
Took ACT Test	164	847	35,851
% ACT College Math Ready (≥ 22)	33.5%	31.1%	38.1%
% ACT College English Ready (≥ 18)	65.9%	57.4%	61.7%

USHE Student Information

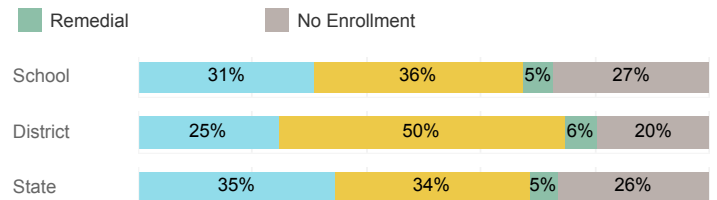
	School	District	State
Number Enrolled Fall	55	296	13,374
Avg. Fall Semester GPA	2.52	2.65	2.71
% Pell Eligible	27.3%	30.1%	32.0%
% Returned Spring Semester	78.2%	81.1%	79.8%
% with 30 Credits 1st Year	27.3%	33.1%	27.6%
Avg. ACT Composite Score	22	22	22
Took ACT Test	55	295	13,255
% ACT College Math Ready (≥ 22)	40.0%	39.7%	47.0%
% ACT College English Ready (≥ 18)	70.9%	74.2%	75.0%

College Performance Measures for USHE Students

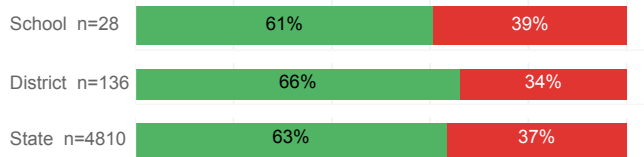
Students Taking Math by Highest Level Attempted



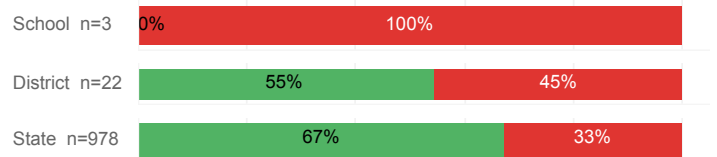
Students Taking English by Highest Level Attempted



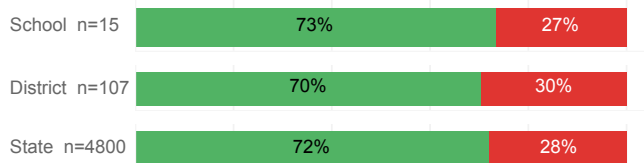
% Earning C or Higher in Remedial Math (≤ 1010)



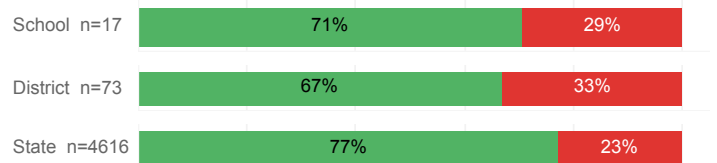
% Earning C or Higher in Remedial English (< 1000)



% Earning C or Higher in College Math (≥ 1030)



% Earning C or Higher in College English (≥ 1010)



For additional information regarding this report, its source data, and the reported measures, please consult the accompanying data definitions.

Prepared by Utah System of Higher Education
highereducat.utah.gov Published Nov. 2017.