

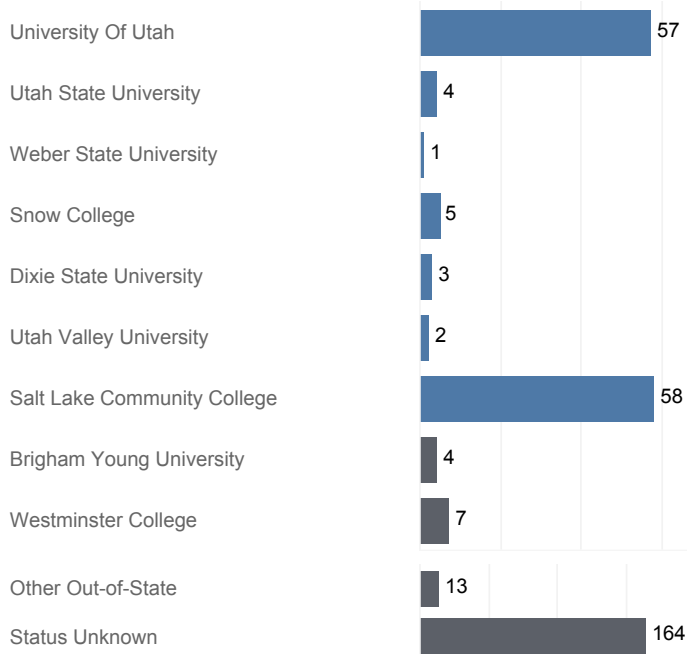


# Utah System of Higher Education (USHE) High School Feedback Report

## High School Graduating Class of 2016

### Highland High, Salt Lake District School District

#### Fall 2016 Enrollments



May include individual student enrollments at multiple institutions.

#### High School Graduates, Scholarships, and ACT

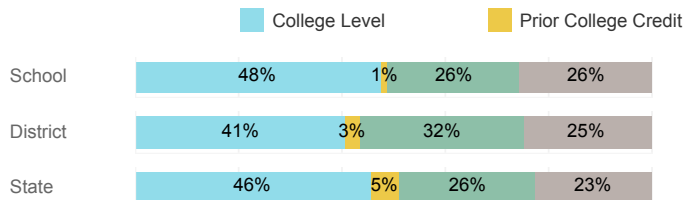
	School	District	State
Graduates	316	1,364	38,326
% Enrolled Fall 2016	48.1%	43.5%	41.0%
Applied for Regents' Scholarship	54	123	4,690
Awarded Regents' Scholarship	31	67	3,245
Avg. ACT Composite Score	21	20	21
Took ACT Test	298	1,229	35,851
% ACT College Math Ready (≥ 22)	40.3%	31.8%	38.1%
% ACT College English Ready (≥ 18)	60.1%	50.5%	61.7%

#### USHE Student Information

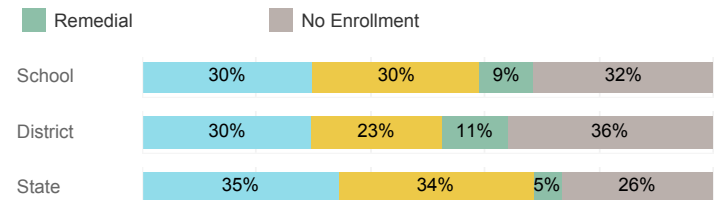
	School	District	State
Number Enrolled Fall	149	540	13,374
Avg. Fall Semester GPA	2.66	2.43	2.71
% Pell Eligible	36.2%	46.7%	32.0%
% Returned Spring Semester	87.2%	81.3%	79.8%
% with 30 Credits 1st Year	26.2%	17.0%	27.6%
Avg. ACT Composite Score	21	21	22
Took ACT Test	142	523	13,255
% ACT College Math Ready (≥ 22)	46.6%	38.7%	47.0%
% ACT College English Ready (≥ 18)	65.5%	59.0%	75.0%

#### College Performance Measures for USHE Students

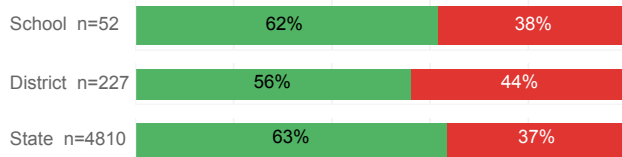
##### Students Taking Math by Highest Level Attempted



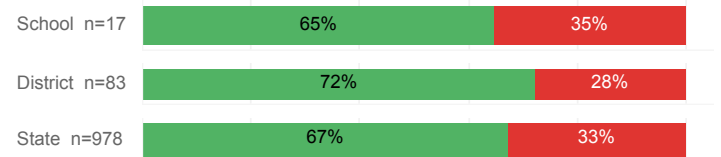
##### Students Taking English by Highest Level Attempted



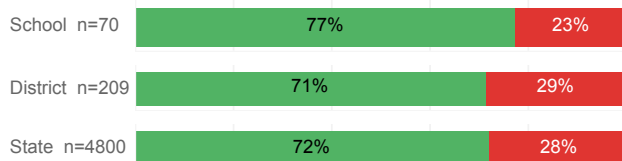
##### % Earning C or Higher in Remedial Math (≤ 1010)



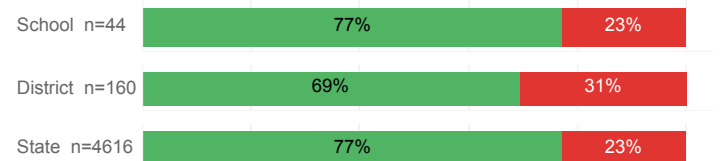
##### % Earning C or Higher in Remedial English (< 1000)



##### % Earning C or Higher in College Math (≥ 1030)



##### % Earning C or Higher in College English (≥ 1010)



For additional information regarding this report, its source data, and the reported measures, please consult the accompanying data definitions.

Prepared by Utah System of Higher Education  
highereducat.org Published Nov. 2017.