

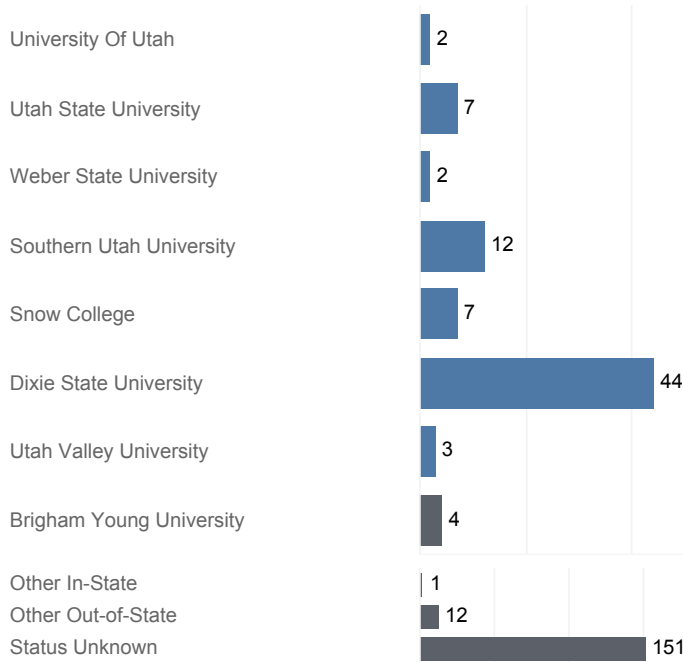


Utah System of Higher Education (USHE) High School Feedback Report

High School Graduating Class of 2016

Hurricane High, Washington District School District

Fall 2016 Enrollments



May include individual student enrollments at multiple institutions.

High School Graduates, Scholarships, and ACT

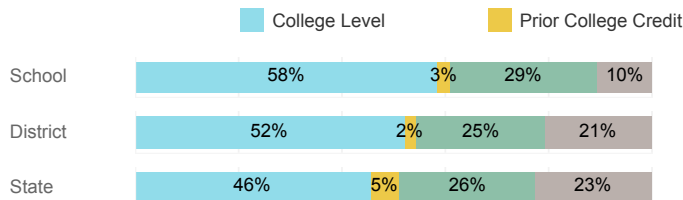
	School	District	State
Graduates	241	1,860	38,326
% Enrolled Fall 2016	37.3%	37.4%	41.0%
Applied for Regents' Scholarship	41	333	4,690
Awarded Regents' Scholarship	25	201	3,245
Avg. ACT Composite Score	20	20	21
Took ACT Test	219	1,708	35,851
% ACT College Math Ready (≥ 22)	36.5%	38.5%	38.1%
% ACT College English Ready (≥ 18)	56.6%	59.4%	61.7%

USHE Student Information

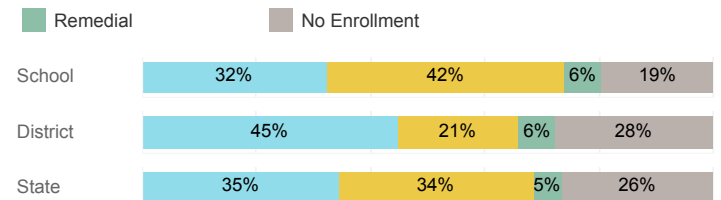
	School	District	State
Number Enrolled Fall	77	649	13,374
Avg. Fall Semester GPA	2.98	2.60	2.71
% Pell Eligible	51.9%	40.1%	32.0%
% Returned Spring Semester	71.4%	74.9%	79.8%
% with 30 Credits 1st Year	36.4%	36.8%	27.6%
Avg. ACT Composite Score	22	22	22
Took ACT Test	77	642	13,255
% ACT College Math Ready (≥ 22)	49.4%	46.1%	47.0%
% ACT College English Ready (≥ 18)	76.6%	72.4%	75.0%

College Performance Measures for USHE Students

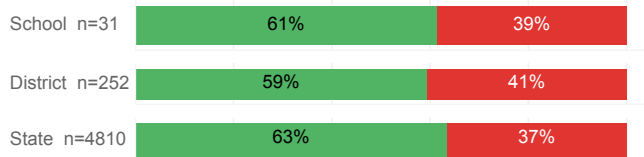
Students Taking Math by Highest Level Attempted



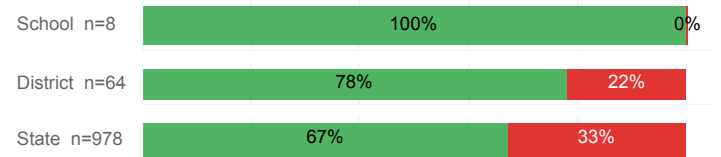
Students Taking English by Highest Level Attempted



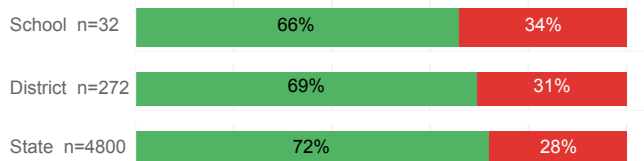
% Earning C or Higher in Remedial Math (≤ 1010)



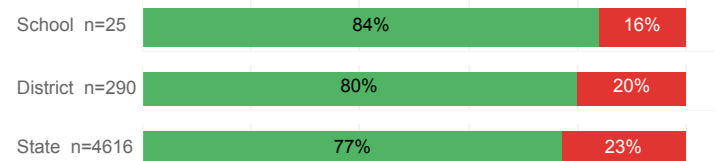
% Earning C or Higher in Remedial English (< 1000)



% Earning C or Higher in College Math (≥ 1030)



% Earning C or Higher in College English (≥ 1010)



For additional information regarding this report, its source data, and the reported measures, please consult the accompanying data definitions.

Prepared by Utah System of Higher Education
highereducat.utah.gov Published Nov. 2017.