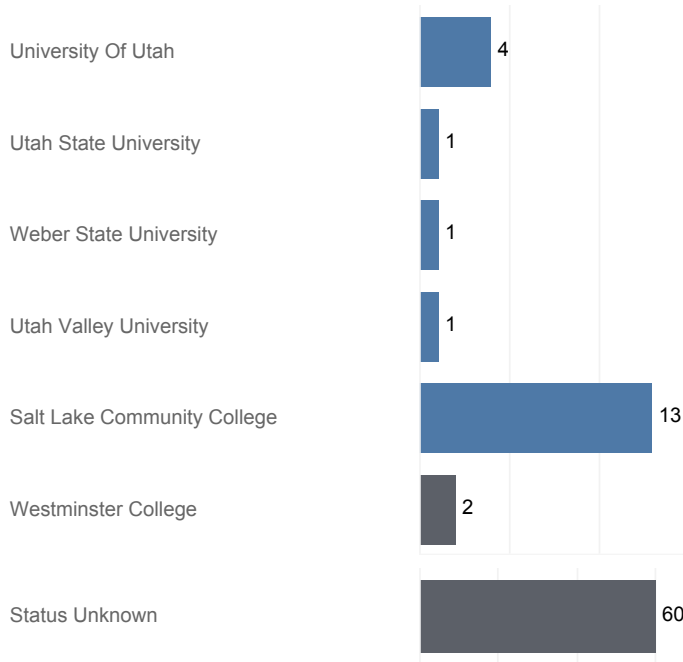




# Utah System of Higher Education (USHE) High School Feedback Report High School Graduating Class of 2016 Innovations High School, Salt Lake District School District

## Fall 2016 Enrollments



May include individual student enrollments at multiple institutions.

## High School Graduates, Scholarships, and ACT

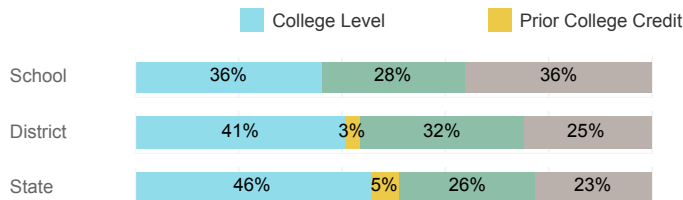
	School	District	State
<b>Graduates</b>	82	1,364	38,326
<b>% Enrolled Fall 2016</b>	26.8%	43.5%	41.0%
<b>Applied for Regents' Scholarship</b>	0	123	4,690
<b>Awarded Regents' Scholarship</b>	0	67	3,245
<b>Avg. ACT Composite Score</b>	20	20	21
<b>Took ACT Test</b>	70	1,229	35,851
<b>% ACT College Math Ready (≥ 22)</b>	27.1%	31.8%	38.1%
<b>% ACT College English Ready (≥ 18)</b>	60.0%	50.5%	61.7%

## USHE Student Information

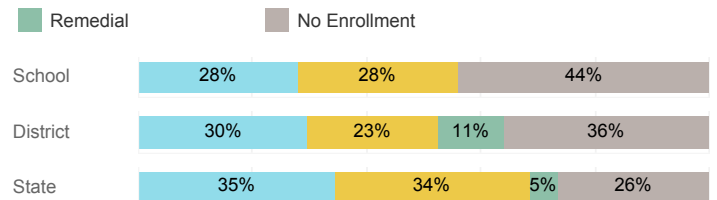
	School	District	State
<b>Number Enrolled Fall</b>	25	540	13,374
<b>Avg. Fall Semester GPA</b>	2.41	2.43	2.71
<b>% Pell Eligible</b>	12.0%	46.7%	32.0%
<b>% Returned Spring Semester</b>	68.0%	81.3%	79.8%
<b>% with 30 Credits 1st Year</b>	8.0%	17.0%	27.6%
<b>Avg. ACT Composite Score</b>	23	21	22
<b>Took ACT Test</b>	23	523	13,255
<b>% ACT College Math Ready (≥ 22)</b>	47.8%	38.7%	47.0%
<b>% ACT College English Ready (≥ 18)</b>	91.3%	59.0%	75.0%

## College Performance Measures for USHE Students

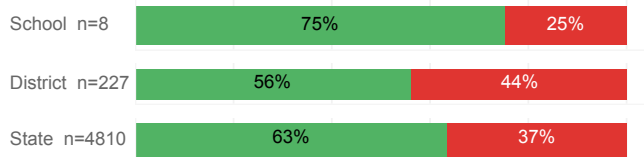
### Students Taking Math by Highest Level Attempted



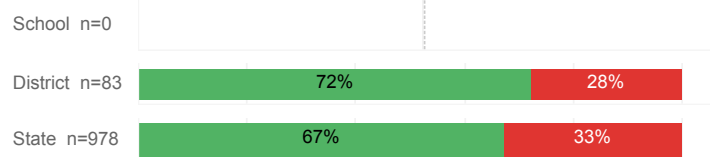
### Students Taking English by Highest Level Attempted



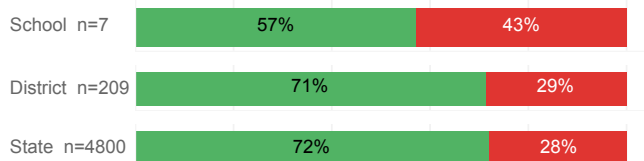
### % Earning C or Higher in Remedial Math (≤ 1010)



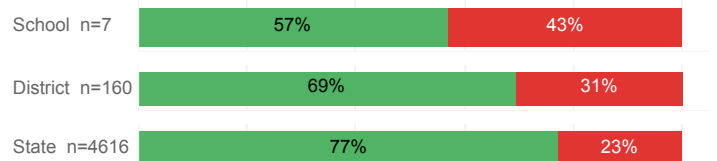
### % Earning C or Higher in Remedial English (< 1000)



### % Earning C or Higher in College Math (≥ 1030)



### % Earning C or Higher in College English (≥ 1010)



For additional information regarding this report, its source data, and the reported measures, please consult the accompanying data definitions.

Prepared by Utah System of Higher Education  
highereducat.utah.gov Published Nov. 2017.