

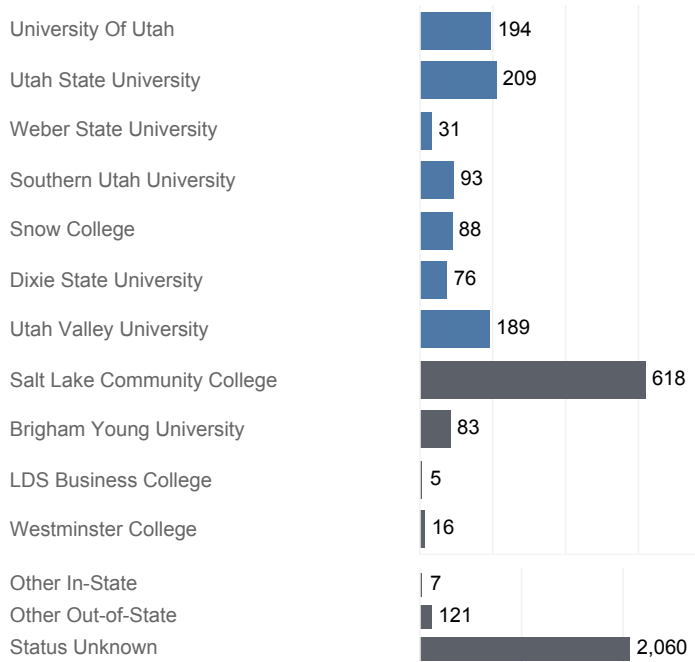


# Utah System of Higher Education (USHE) High School Feedback Report

## High School Graduating Class of 2016

### Jordan District

#### Fall 2016 Enrollments



May include individual student enrollments at multiple institutions.

#### High School Graduates, Scholarships, and ACT

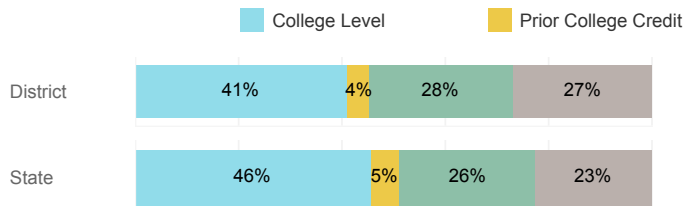
	District	State
Graduates	3,667	38,326
% Enrolled Fall 2016	43.8%	41.0%
Applied for Regents' Scholarship	369	4,690
Awarded Regents' Scholarship	279	3,245
Avg. ACT Composite Score	21	21
Took ACT Test	3,401	35,851
% ACT College Math Ready ( $\geq 22$ )	34.3%	38.1%
% ACT College English Ready ( $\geq 18$ )	63.5%	61.7%

#### USHE Student Information

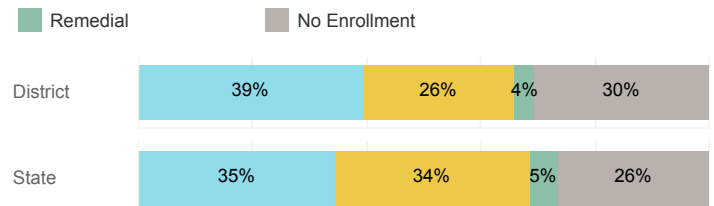
	District	State
Number Enrolled Fall	1,423	13,374
Avg. Fall Semester GPA	2.77	2.71
% Pell Eligible	22.2%	32.0%
% Returned Spring Semester	79.8%	79.8%
% with 30 Credits 1st Year	24.9%	27.6%
Avg. ACT Composite Score	22	22
Took ACT Test	1,409	13,255
% ACT College Math Ready ( $\geq 22$ )	41.0%	47.0%
% ACT College English Ready ( $\geq 18$ )	76.4%	75.0%

#### College Performance Measures for USHE Students

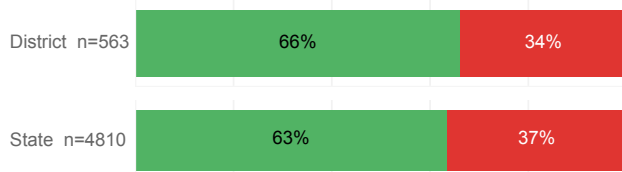
##### Students Taking Math by Highest Level Attempted



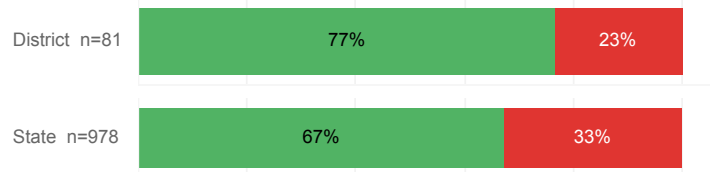
##### Students Taking English by Highest Level Attempted




##### % Earning C or Higher in Remedial Math ( $\leq 1010$ )



##### % Earning C or Higher in Remedial English ( $< 1000$ )



##### % Earning C or Higher in College Math ( $\geq 1030$ )



##### % Earning C or Higher in College English ( $\geq 1010$ )

