

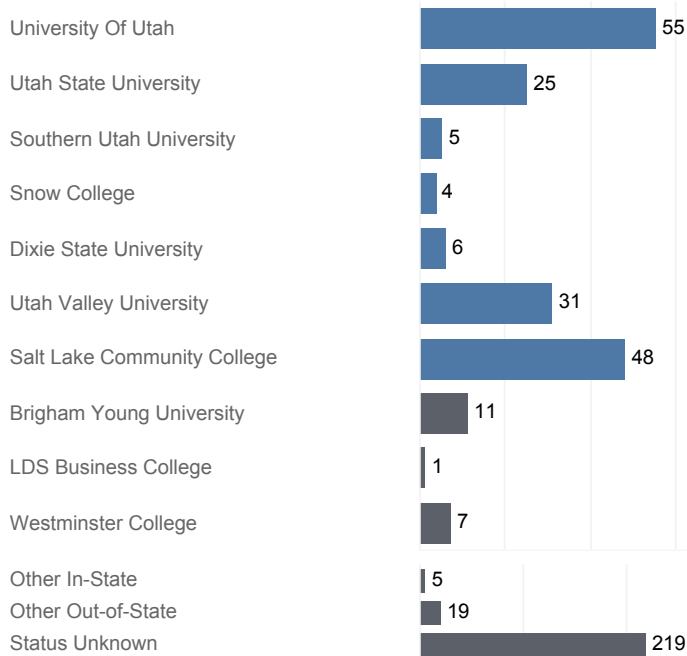


Utah System of Higher Education (USHE) High School Feedback Report

High School Graduating Class of 2016

Jordan High, Canyons District School District

Fall 2016 Enrollments



May include individual student enrollments at multiple institutions.

High School Graduates, Scholarships, and ACT

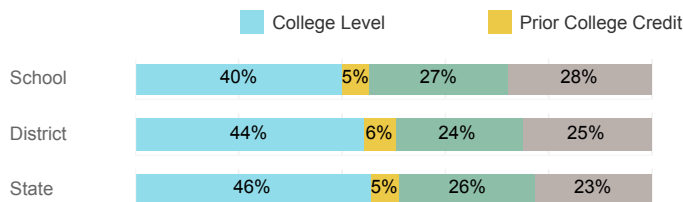
	School	District	State
Graduates	429	2,202	38,326
% Enrolled Fall 2016	49.0%	51.7%	41.0%
Applied for Regents' Scholarship	57	413	4,690
Awarded Regents' Scholarship	36	279	3,245
Avg. ACT Composite Score	21	22	21
Took ACT Test	415	2,108	35,851
% ACT College Math Ready (≥ 22)	32.5%	45.0%	38.1%
% ACT College English Ready (≥ 18)	68.8%	73.4%	61.7%

USHE Student Information

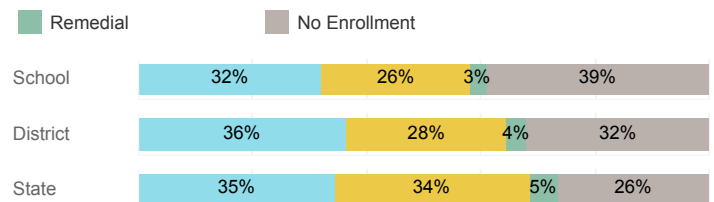
	School	District	State
Number Enrolled Fall	175	958	13,374
Avg. Fall Semester GPA	2.70	2.79	2.71
% Pell Eligible	34.3%	24.9%	32.0%
% Returned Spring Semester	83.4%	82.8%	79.8%
% with 30 Credits 1st Year	23.4%	25.4%	27.6%
Avg. ACT Composite Score	22	23	22
Took ACT Test	173	950	13,255
% ACT College Math Ready (≥ 22)	42.0%	49.4%	47.0%
% ACT College English Ready (≥ 18)	79.9%	80.2%	75.0%

College Performance Measures for USHE Students

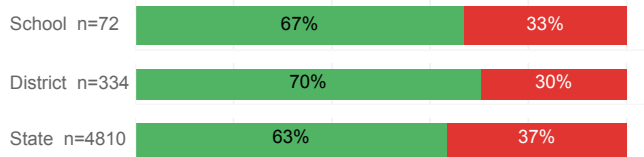
Students Taking Math by Highest Level Attempted



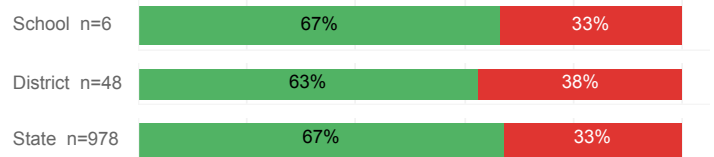
Students Taking English by Highest Level Attempted



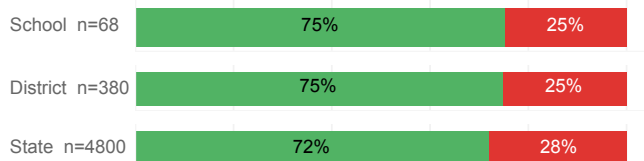
% Earning C or Higher in Remedial Math (≤ 1010)



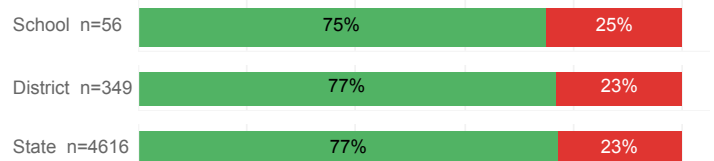
% Earning C or Higher in Remedial English (< 1000)



% Earning C or Higher in College Math (≥ 1030)



% Earning C or Higher in College English (≥ 1010)



For additional information regarding this report, its source data, and the reported measures, please consult the accompanying data definitions.

Prepared by Utah System of Higher Education
highereducat.org Published Nov. 2017.