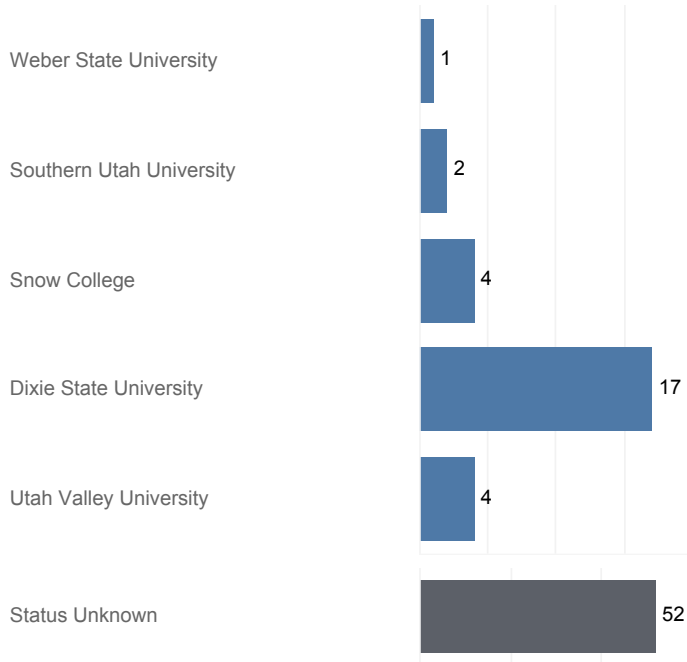




# Utah System of Higher Education (USHE) High School Feedback Report High School Graduating Class of 2016 Kane District

## Fall 2016 Enrollments



May include individual student enrollments at multiple institutions.

## High School Graduates, Scholarships, and ACT

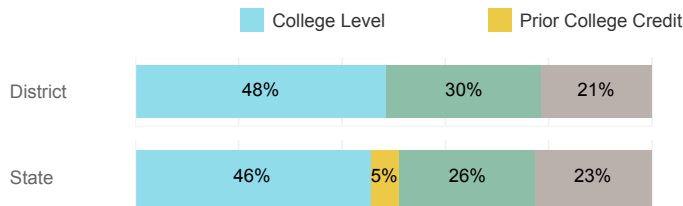
	District	State
Graduates	79	38,326
% Enrolled Fall 2016	34.2%	41.0%
Applied for Regents' Scholarship	0	4,690
Awarded Regents' Scholarship	0	3,245
Avg. ACT Composite Score	19	21
Took ACT Test	76	35,851
% ACT College Math Ready ( $\geq 22$ )	27.6%	38.1%
% ACT College English Ready ( $\geq 18$ )	53.9%	61.7%

## USHE Student Information

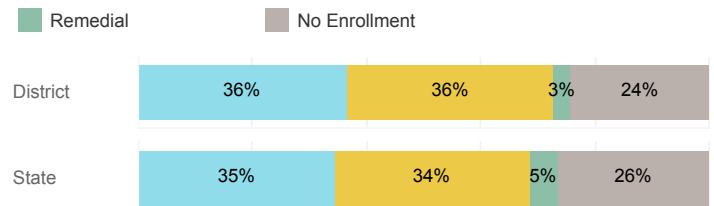
	District	State
Number Enrolled Fall	33	13,374
Avg. Fall Semester GPA	2.77	2.71
% Pell Eligible	33.3%	32.0%
% Returned Spring Semester	66.7%	79.8%
% with 30 Credits 1st Year	33.3%	27.6%
Avg. ACT Composite Score	21	22
Took ACT Test	33	13,255
% ACT College Math Ready ( $\geq 22$ )	30.3%	47.0%
% ACT College English Ready ( $\geq 18$ )	63.6%	75.0%

## College Performance Measures for USHE Students

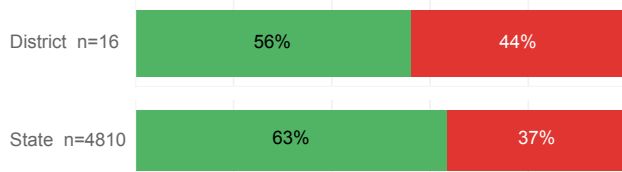
### Students Taking Math by Highest Level Attempted



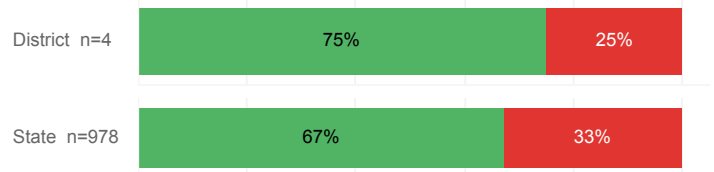
### Students Taking English by Highest Level Attempted



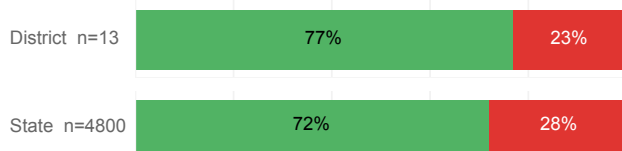
### % Earning C or Higher in Remedial Math ( $\leq 1010$ )



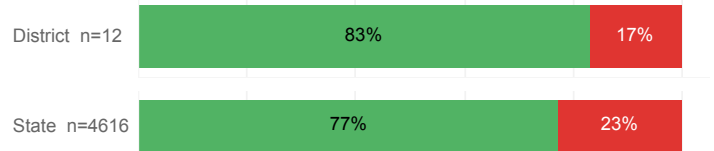
### % Earning C or Higher in Remedial English ( $< 1000$ )



### % Earning C or Higher in College Math ( $\geq 1030$ )



### % Earning C or Higher in College English ( $\geq 1010$ )



For additional information regarding this report, its source data, and the reported measures, please consult the accompanying data definitions.

Prepared by Utah System of Higher Education  
higher.ed.utah.org Published Nov. 2017.