

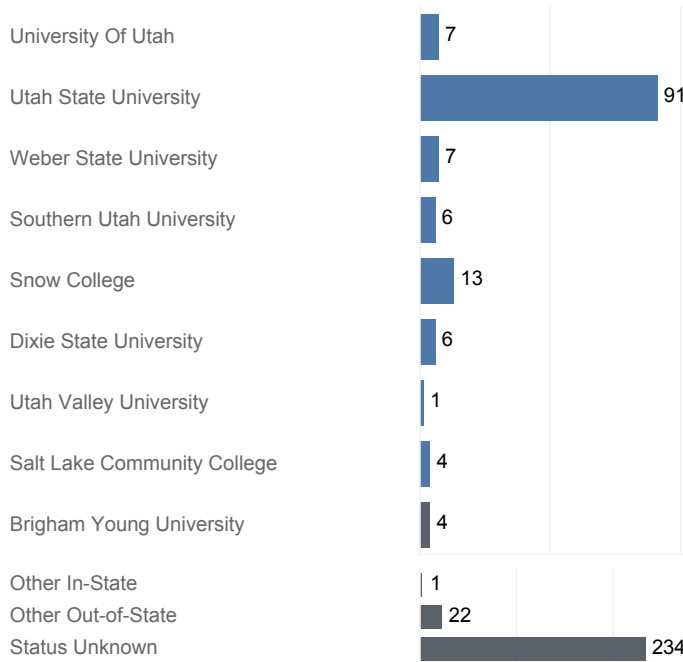


# Utah System of Higher Education (USHE) High School Feedback Report

## High School Graduating Class of 2016

### Logan High, Logan City District School District

#### Fall 2016 Enrollments



May include individual student enrollments at multiple institutions.

#### High School Graduates, Scholarships, and ACT

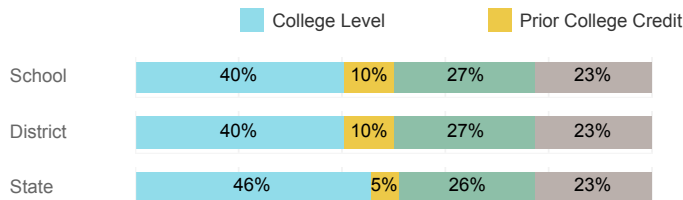
	School	District	State
<b>Graduates</b>	387	387	38,326
<b>% Enrolled Fall 2016</b>	39.5%	39.5%	41.0%
<b>Applied for Regents' Scholarship</b>	60	60	4,690
<b>Awarded Regents' Scholarship</b>	39	39	3,245
<b>Avg. ACT Composite Score</b>	20	20	21
<b>Took ACT Test</b>	370	370	35,851
<b>% ACT College Math Ready (≥ 22)</b>	34.3%	34.3%	38.1%
<b>% ACT College English Ready (≥ 18)</b>	58.0%	58.0%	61.7%

#### USHE Student Information

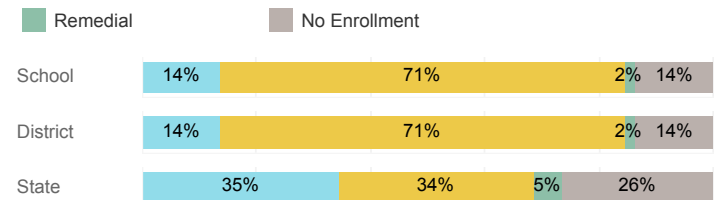
	School	District	State
<b>Number Enrolled Fall</b>	124	124	13,374
<b>Avg. Fall Semester GPA</b>	2.68	2.68	2.71
<b>% Pell Eligible</b>	47.6%	47.6%	32.0%
<b>% Returned Spring Semester</b>	78.2%	78.2%	79.8%
<b>% with 30 Credits 1st Year</b>	28.2%	28.2%	27.6%
<b>Avg. ACT Composite Score</b>	22	23	22
<b>Took ACT Test</b>	121	124	13,255
<b>% ACT College Math Ready (≥ 22)</b>	52.4%	52.4%	47.0%
<b>% ACT College English Ready (≥ 18)</b>	76.6%	76.6%	75.0%

#### College Performance Measures for USHE Students

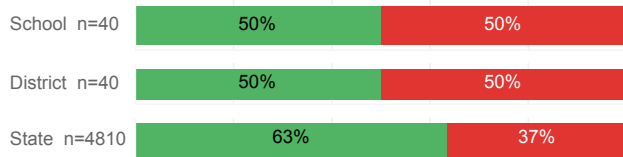
##### Students Taking Math by Highest Level Attempted



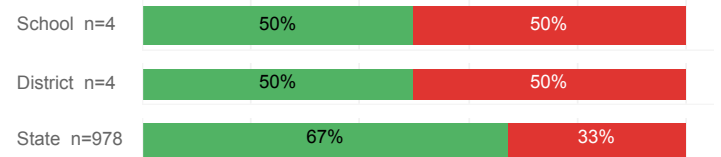
##### Students Taking English by Highest Level Attempted



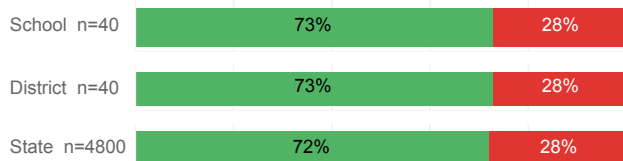
##### % Earning C or Higher in Remedial Math (≤ 1010)



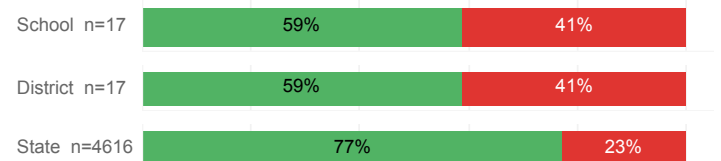
##### % Earning C or Higher in Remedial English (< 1000)



##### % Earning C or Higher in College Math (≥ 1030)



##### % Earning C or Higher in College English (≥ 1010)



For additional information regarding this report, its source data, and the reported measures, please consult the accompanying data definitions.

Prepared by Utah System of Higher Education  
highereducat.utah.gov Published Nov. 2017.