

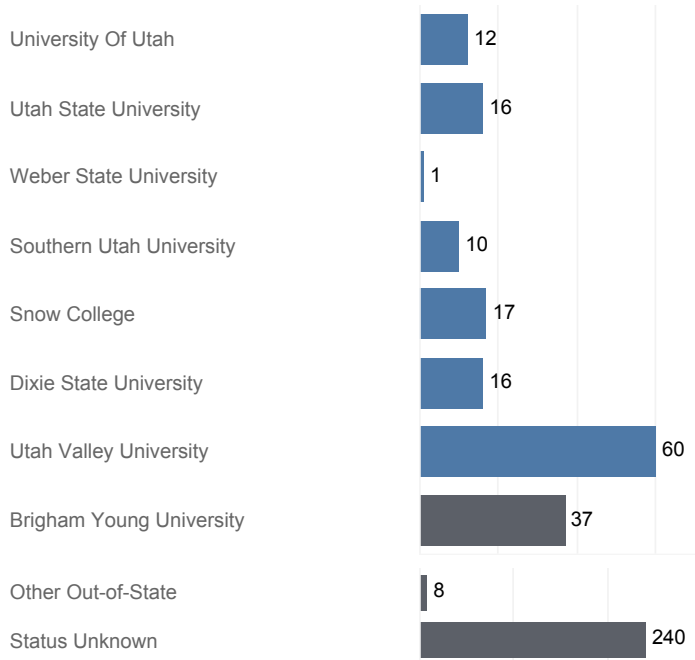


# Utah System of Higher Education (USHE) High School Feedback Report

## High School Graduating Class of 2016

### Maple Mountain High, Nebo District School District

#### Fall 2016 Enrollments



May include individual student enrollments at multiple institutions.

#### High School Graduates, Scholarships, and ACT

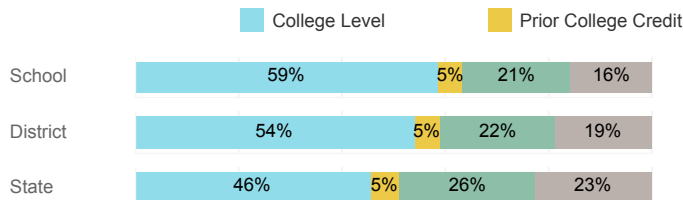
	School	District	State
<b>Graduates</b>	413	2,096	38,326
<b>% Enrolled Fall 2016</b>	41.9%	37.0%	41.0%
<b>Applied for Regents' Scholarship</b>	95	372	4,690
<b>Awarded Regents' Scholarship</b>	62	253	3,245
<b>Avg. ACT Composite Score</b>	22	20	21
<b>Took ACT Test</b>	410	1,998	35,851
<b>% ACT College Math Ready (≥ 22)</b>	43.2%	35.2%	38.1%
<b>% ACT College English Ready (≥ 18)</b>	70.5%	59.4%	61.7%

#### USHE Student Information

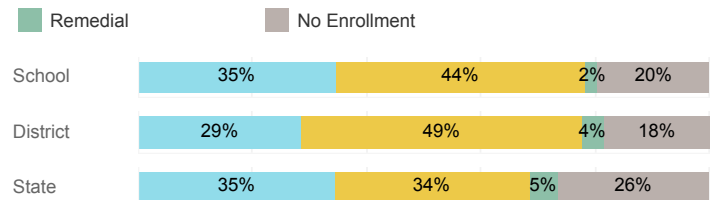
	School	District	State
<b>Number Enrolled Fall</b>	133	623	13,374
<b>Avg. Fall Semester GPA</b>	2.88	2.74	2.71
<b>% Pell Eligible</b>	30.1%	31.8%	32.0%
<b>% Returned Spring Semester</b>	82.0%	77.7%	79.8%
<b>% with 30 Credits 1st Year</b>	36.1%	30.8%	27.6%
<b>Avg. ACT Composite Score</b>	22	22	22
<b>Took ACT Test</b>	133	622	13,255
<b>% ACT College Math Ready (≥ 22)</b>	43.6%	41.3%	47.0%
<b>% ACT College English Ready (≥ 18)</b>	80.5%	76.4%	75.0%

#### College Performance Measures for USHE Students

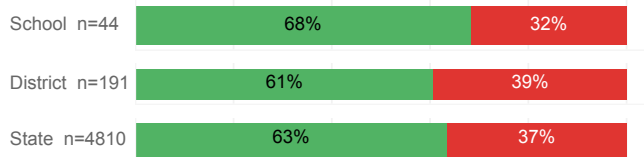
##### Students Taking Math by Highest Level Attempted



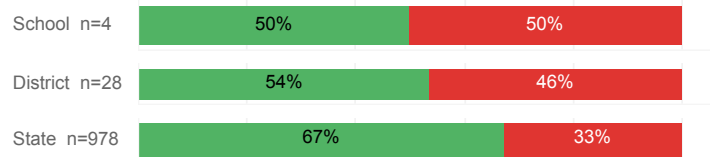
##### Students Taking English by Highest Level Attempted



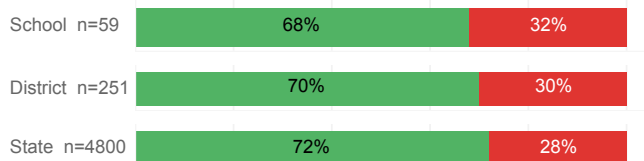
##### % Earning C or Higher in Remedial Math (≤ 1010)



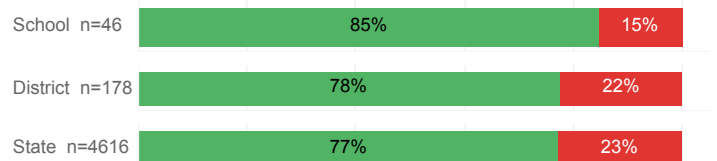
##### % Earning C or Higher in Remedial English (< 1000)



##### % Earning C or Higher in College Math (≥ 1030)



##### % Earning C or Higher in College English (≥ 1010)



For additional information regarding this report, its source data, and the reported measures, please consult the accompanying data definitions.

Prepared by Utah System of Higher Education  
highereduc.utah.gov Published Nov. 2017.