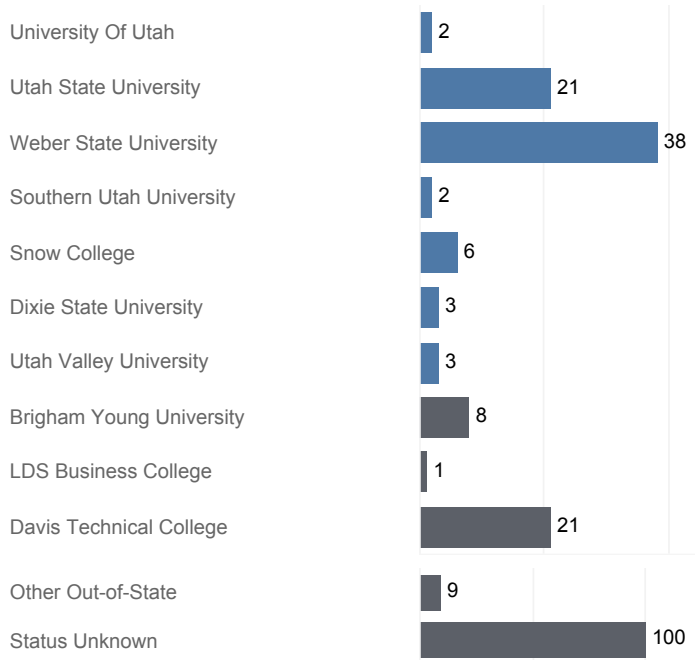




Utah System of Higher Education (USHE) High School Feedback Report High School Graduating Class of 2016 Morgan District

Fall 2016 Enrollments



May include individual student enrollments at multiple institutions.

High School Graduates, Scholarships, and ACT

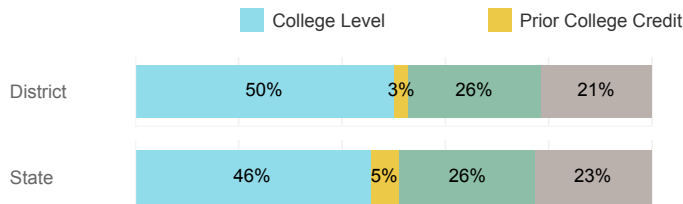
	District	State
Graduates	192	38,326
% Enrolled Fall 2016	47.9%	41.0%
Applied for Regents' Scholarship	27	4,690
Awarded Regents' Scholarship	18	3,245
Avg. ACT Composite Score	22	21
Took ACT Test	182	35,851
% ACT College Math Ready (≥ 22)	51.6%	38.1%
% ACT College English Ready (≥ 18)	75.8%	61.7%

USHE Student Information

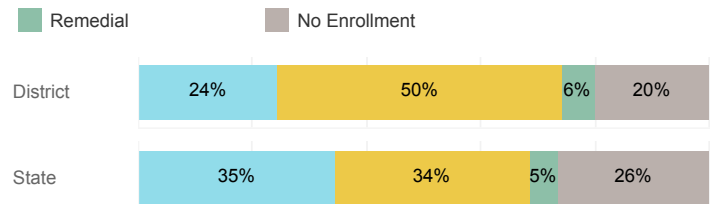
	District	State
Number Enrolled Fall	70	13,374
Avg. Fall Semester GPA	2.94	2.71
% Pell Eligible	17.1%	32.0%
% Returned Spring Semester	70.0%	79.8%
% with 30 Credits 1st Year	28.6%	27.6%
Avg. ACT Composite Score	23	22
Took ACT Test	70	13,255
% ACT College Math Ready (≥ 22)	58.6%	47.0%
% ACT College English Ready (≥ 18)	87.1%	75.0%

College Performance Measures for USHE Students

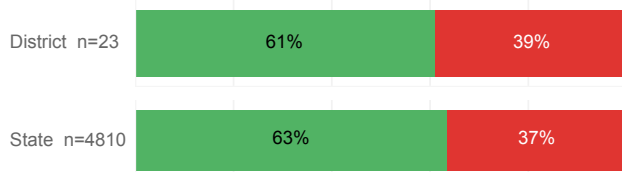
Students Taking Math by Highest Level Attempted



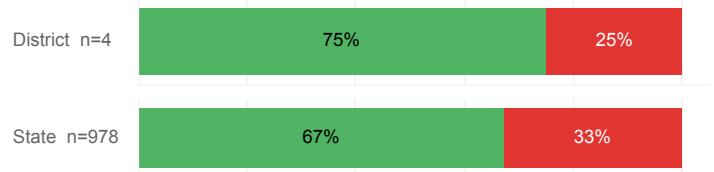
Students Taking English by Highest Level Attempted



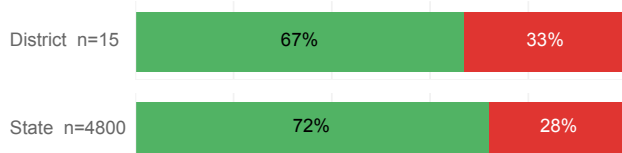
% Earning C or Higher in Remedial Math (≤ 1010)



% Earning C or Higher in Remedial English (< 1000)



% Earning C or Higher in College Math (≥ 1030)



% Earning C or Higher in College English (≥ 1010)

