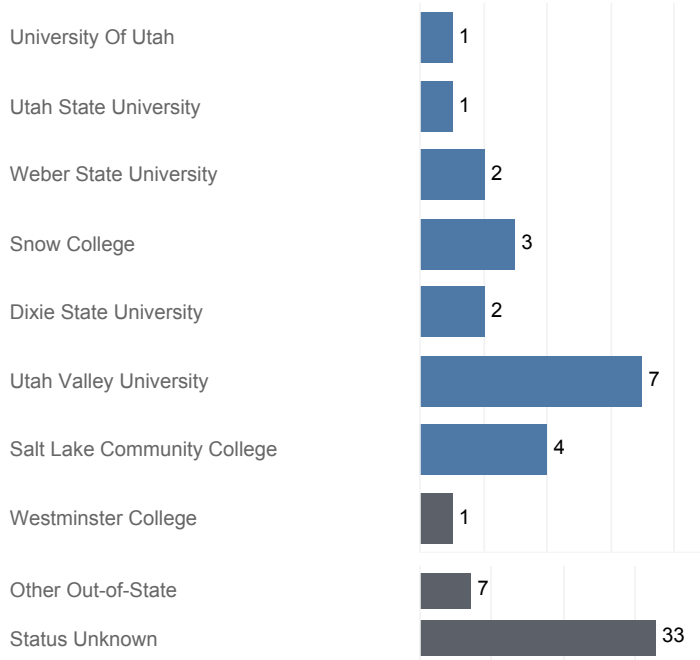




**Utah System of Higher Education (USHE) High School Feedback Report
High School Graduating Class of 2016
Mountain Heights Academy, Charter School District School District**

Fall 2016 Enrollments



May include individual student enrollments at multiple institutions.

High School Graduates, Scholarships, and ACT

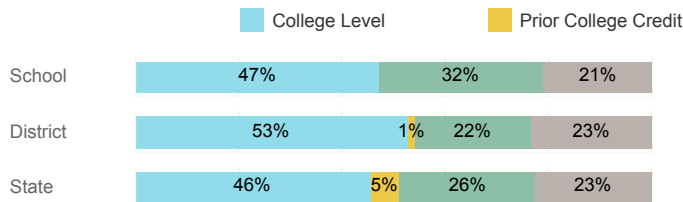
	School	District	State
Graduates	59	2,447	38,326
% Enrolled Fall 2016	44.1%	40.8%	41.0%
Applied for Regents' Scholarship	2	97	4,690
Awarded Regents' Scholarship	2	54	3,245
Avg. ACT Composite Score	22	21	21
Took ACT Test	53	2,178	35,851
% ACT College Math Ready (≥ 22)	35.8%	40.5%	38.1%
% ACT College English Ready (≥ 18)	77.4%	66.5%	61.7%

USHE Student Information

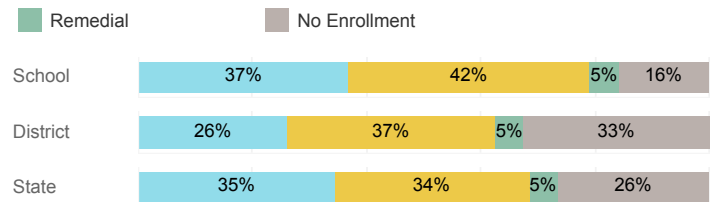
	School	District	State
Number Enrolled Fall	19	849	13,374
Avg. Fall Semester GPA	3.06	2.59	2.71
% Pell Eligible	21.1%	35.9%	32.0%
% Returned Spring Semester	84.2%	79.7%	79.8%
% with 30 Credits 1st Year	42.1%	26.1%	27.6%
Avg. ACT Composite Score	24	23	22
Took ACT Test	19	834	13,255
% ACT College Math Ready (≥ 22)	47.4%	51.8%	47.0%
% ACT College English Ready (≥ 18)	100.0%	79.9%	75.0%

College Performance Measures for USHE Students

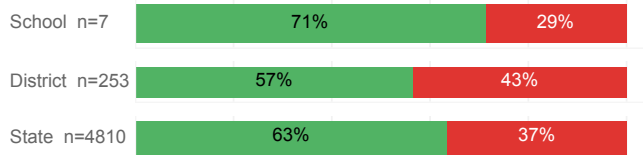
Students Taking Math by Highest Level Attempted



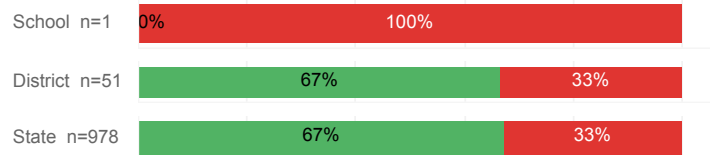
Students Taking English by Highest Level Attempted



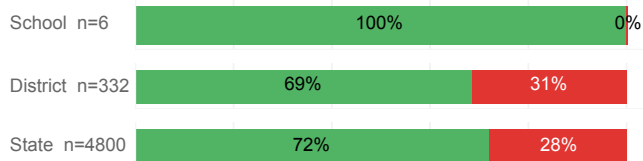
% Earning C or Higher in Remedial Math (≤ 1010)



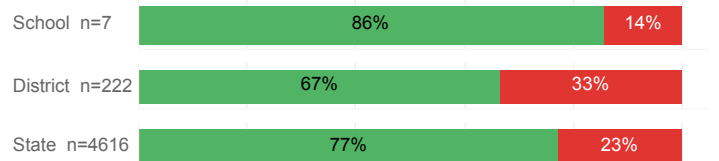
% Earning C or Higher in Remedial English (< 1000)



% Earning C or Higher in College Math (≥ 1030)



% Earning C or Higher in College English (≥ 1010)



For additional information regarding this report, its source data, and the reported measures, please consult the accompanying data definitions.