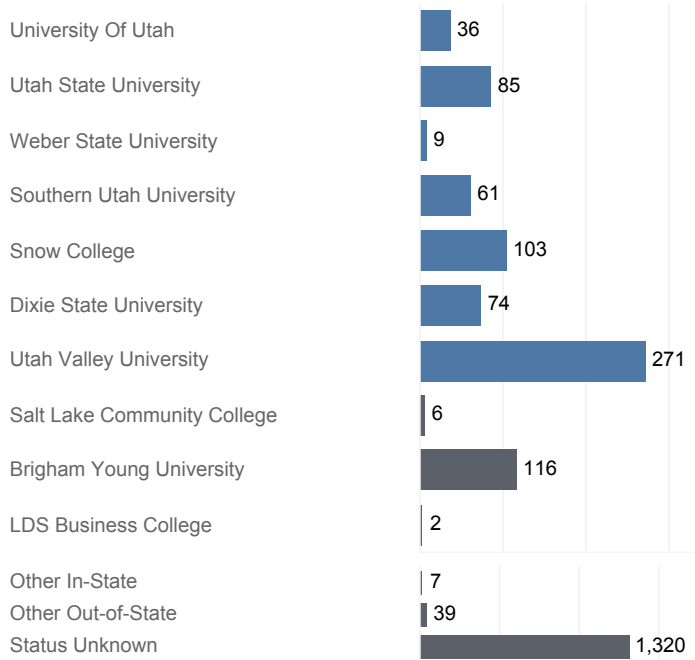




Utah System of Higher Education (USHE) High School Feedback Report High School Graduating Class of 2016 Nebo District

Fall 2016 Enrollments



May include individual student enrollments at multiple institutions.

High School Graduates, Scholarships, and ACT

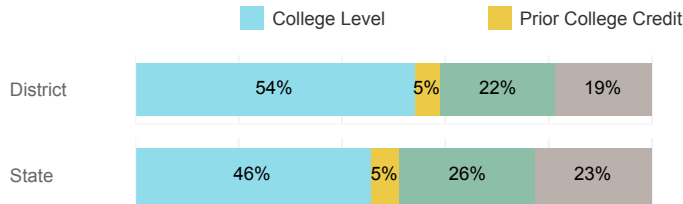
	District	State
Graduates	2,096	38,326
% Enrolled Fall 2016	37.0%	41.0%
Applied for Regents' Scholarship	372	4,690
Awarded Regents' Scholarship	253	3,245
Avg. ACT Composite Score	20	21
Took ACT Test	1,998	35,851
% ACT College Math Ready (≥ 22)	35.2%	38.1%
% ACT College English Ready (≥ 18)	59.4%	61.7%

USHE Student Information

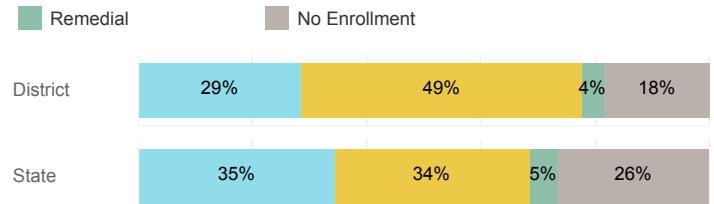
	District	State
Number Enrolled Fall	623	13,374
Avg. Fall Semester GPA	2.74	2.71
% Pell Eligible	31.8%	32.0%
% Returned Spring Semester	77.7%	79.8%
% with 30 Credits 1st Year	30.8%	27.6%
Avg. ACT Composite Score	22	22
Took ACT Test	622	13,255
% ACT College Math Ready (≥ 22)	41.3%	47.0%
% ACT College English Ready (≥ 18)	76.4%	75.0%

College Performance Measures for USHE Students

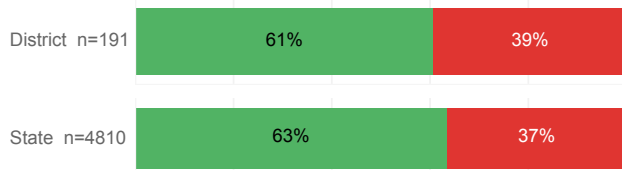
Students Taking Math by Highest Level Attempted



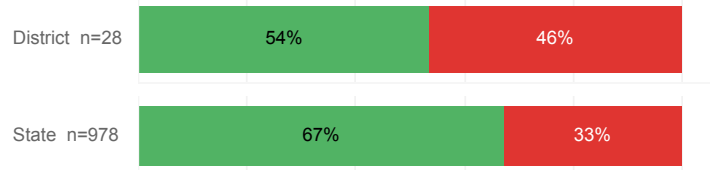
Students Taking English by Highest Level Attempted




% Earning C or Higher in Remedial Math (≤ 1010)



% Earning C or Higher in Remedial English (< 1000)



% Earning C or Higher in College Math (≥ 1030)



% Earning C or Higher in College English (≥ 1010)

