

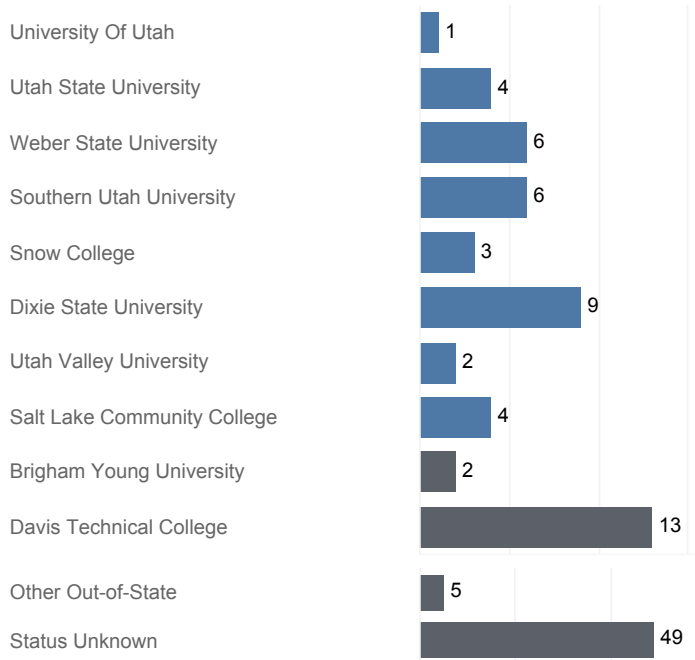


# Utah System of Higher Education (USHE) High School Feedback Report

## High School Graduating Class of 2016

### North Summit High, North Summit District School District

#### Fall 2016 Enrollments



May include individual student enrollments at multiple institutions.

#### High School Graduates, Scholarships, and ACT

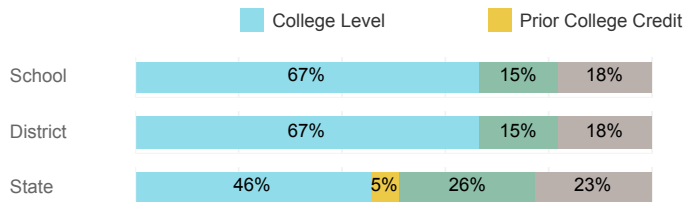
	School	District	State
Graduates	89	89	38,326
% Enrolled Fall 2016	44.9%	44.9%	41.0%
Applied for Regents' Scholarship	1	1	4,690
Awarded Regents' Scholarship	1	1	3,245
Avg. ACT Composite Score	22	22	21
Took ACT Test	88	88	35,851
% ACT College Math Ready (≥ 22)	58.0%	58.0%	38.1%
% ACT College English Ready (≥ 18)	67.0%	67.0%	61.7%

#### USHE Student Information

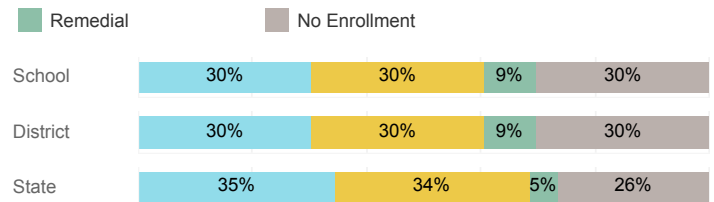
	School	District	State
Number Enrolled Fall	33	33	13,374
Avg. Fall Semester GPA	2.73	2.73	2.71
% Pell Eligible	21.2%	21.2%	32.0%
% Returned Spring Semester	78.8%	78.8%	79.8%
% with 30 Credits 1st Year	30.3%	30.3%	27.6%
Avg. ACT Composite Score	23	23	22
Took ACT Test	33	33	13,255
% ACT College Math Ready (≥ 22)	72.7%	72.7%	47.0%
% ACT College English Ready (≥ 18)	78.8%	78.8%	75.0%

#### College Performance Measures for USHE Students

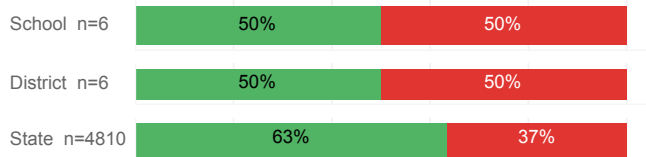
##### Students Taking Math by Highest Level Attempted



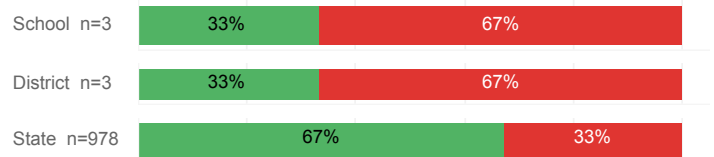
##### Students Taking English by Highest Level Attempted



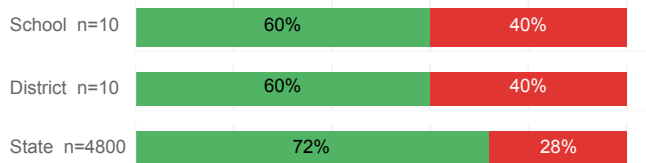
##### % Earning C or Higher in Remedial Math (≤ 1010)



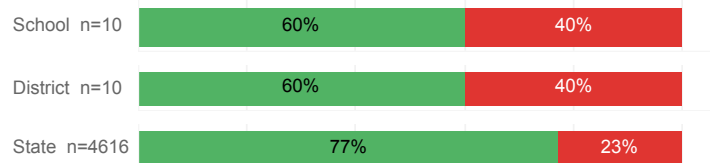
##### % Earning C or Higher in Remedial English (< 1000)



##### % Earning C or Higher in College Math (≥ 1030)



##### % Earning C or Higher in College English (≥ 1010)



For additional information regarding this report, its source data, and the reported measures, please consult the accompanying data definitions.

Prepared by Utah System of Higher Education  
highereducat.org Published Nov. 2017.