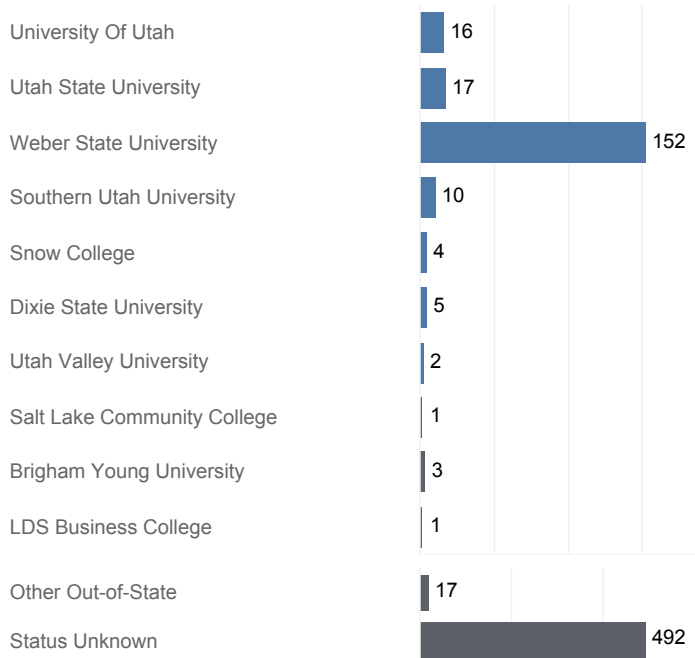




Utah System of Higher Education (USHE) High School Feedback Report High School Graduating Class of 2016 Ogden City District

Fall 2016 Enrollments



May include individual student enrollments at multiple institutions.

High School Graduates, Scholarships, and ACT

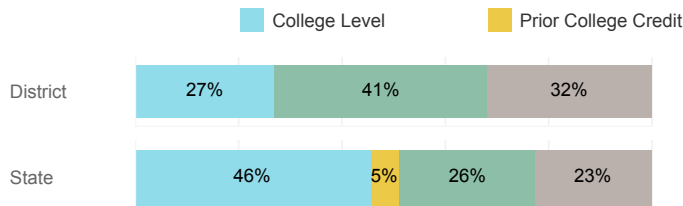
	District	State
Graduates	708	38,326
% Enrolled Fall 2016	30.5%	41.0%
Applied for Regents' Scholarship	10	4,690
Awarded Regents' Scholarship	7	3,245
Avg. ACT Composite Score	17	21
Took ACT Test	648	35,851
% ACT College Math Ready (≥ 22)	13.4%	38.1%
% ACT College English Ready (≥ 18)	34.2%	61.7%

USHE Student Information

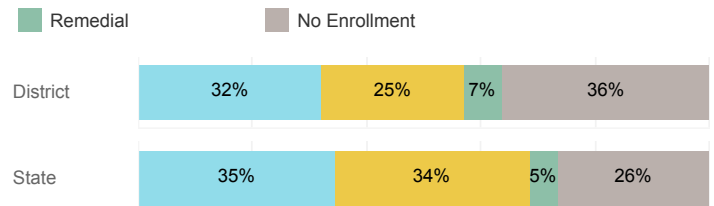
	District	State
Number Enrolled Fall	205	13,374
Avg. Fall Semester GPA	2.31	2.71
% Pell Eligible	52.7%	32.0%
% Returned Spring Semester	77.1%	79.8%
% with 30 Credits 1st Year	17.6%	27.6%
Avg. ACT Composite Score	20	22
Took ACT Test	203	13,255
% ACT College Math Ready (≥ 22)	24.1%	47.0%
% ACT College English Ready (≥ 18)	58.6%	75.0%

College Performance Measures for USHE Students

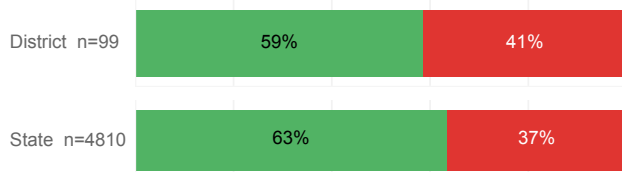
Students Taking Math by Highest Level Attempted



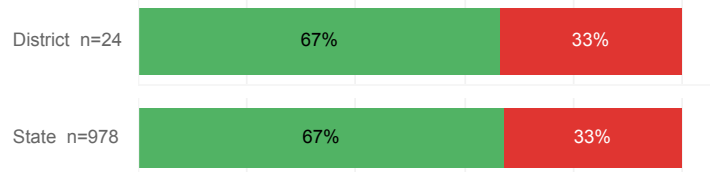
Students Taking English by Highest Level Attempted



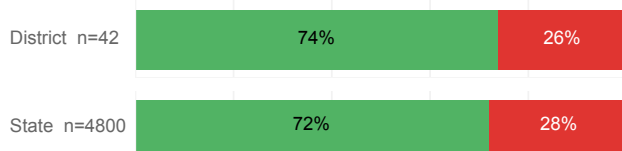
% Earning C or Higher in Remedial Math (≤ 1010)



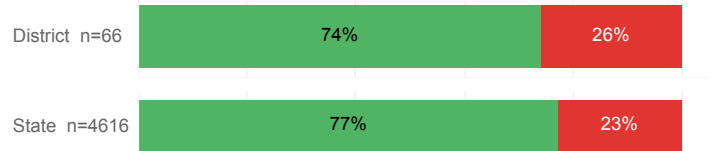
% Earning C or Higher in Remedial English (< 1000)



% Earning C or Higher in College Math (≥ 1030)



% Earning C or Higher in College English (≥ 1010)



For additional information regarding this report, its source data, and the reported measures, please consult the accompanying data definitions.

Prepared by Utah System of Higher Education
highereducation.org Published Nov. 2017.