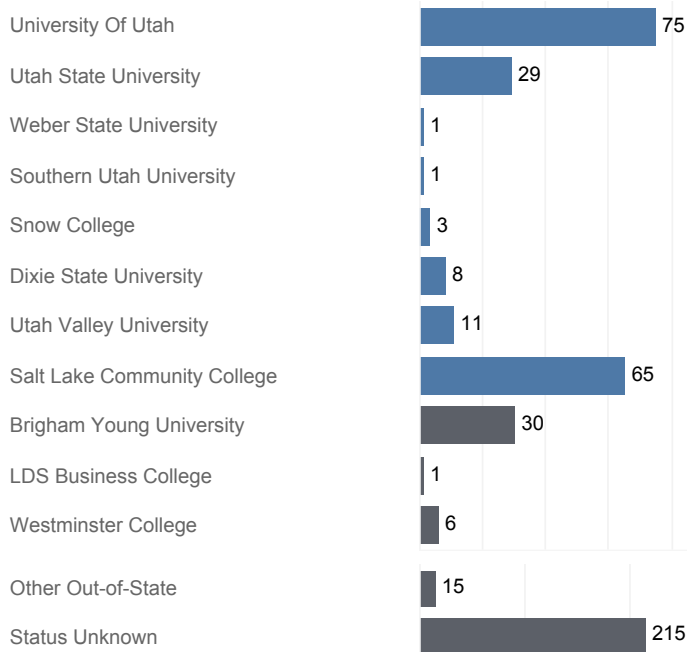




Utah System of Higher Education (USHE) High School Feedback Report High School Graduating Class of 2016 Olympus High, Granite District School District

Fall 2016 Enrollments



May include individual student enrollments at multiple institutions.

High School Graduates, Scholarships, and ACT

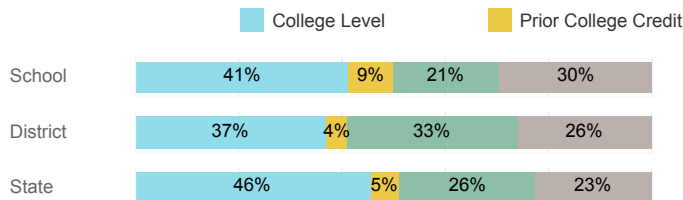
	School	District	State
Graduates	456	3,869	38,326
% Enrolled Fall 2016	52.9%	43.5%	41.0%
Applied for Regents' Scholarship	99	414	4,690
Awarded Regents' Scholarship	75	244	3,245
Avg. ACT Composite Score	22	19	21
Took ACT Test	435	3,522	35,851
% ACT College Math Ready (≥ 22)	50.6%	29.1%	38.1%
% ACT College English Ready (≥ 18)	74.9%	52.0%	61.7%

USHE Student Information

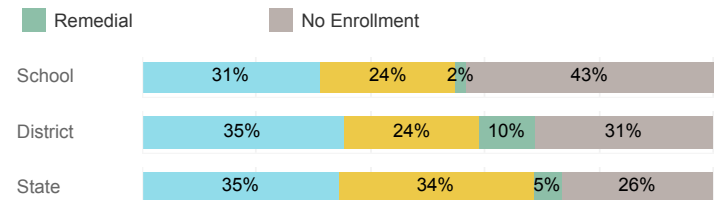
	School	District	State
Number Enrolled Fall	199	1,427	13,374
Avg. Fall Semester GPA	2.90	2.57	2.71
% Pell Eligible	24.6%	44.0%	32.0%
% Returned Spring Semester	85.9%	82.7%	79.8%
% with 30 Credits 1st Year	25.1%	20.7%	27.6%
Avg. ACT Composite Score	22	21	22
Took ACT Test	195	1,398	13,255
% ACT College Math Ready (≥ 22)	48.5%	36.6%	47.0%
% ACT College English Ready (≥ 18)	79.3%	64.4%	75.0%

College Performance Measures for USHE Students

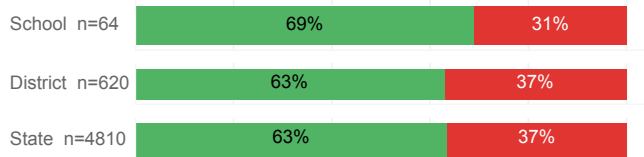
Students Taking Math by Highest Level Attempted



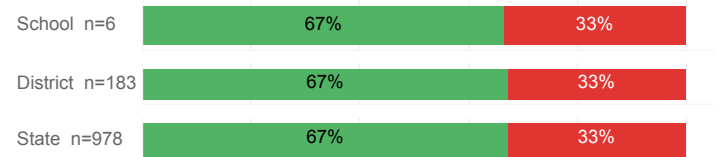
Students Taking English by Highest Level Attempted



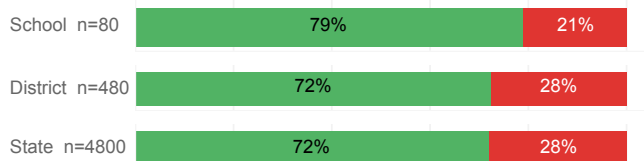
% Earning C or Higher in Remedial Math (≤ 1010)



% Earning C or Higher in Remedial English (< 1000)



% Earning C or Higher in College Math (≥ 1030)



% Earning C or Higher in College English (≥ 1010)

