

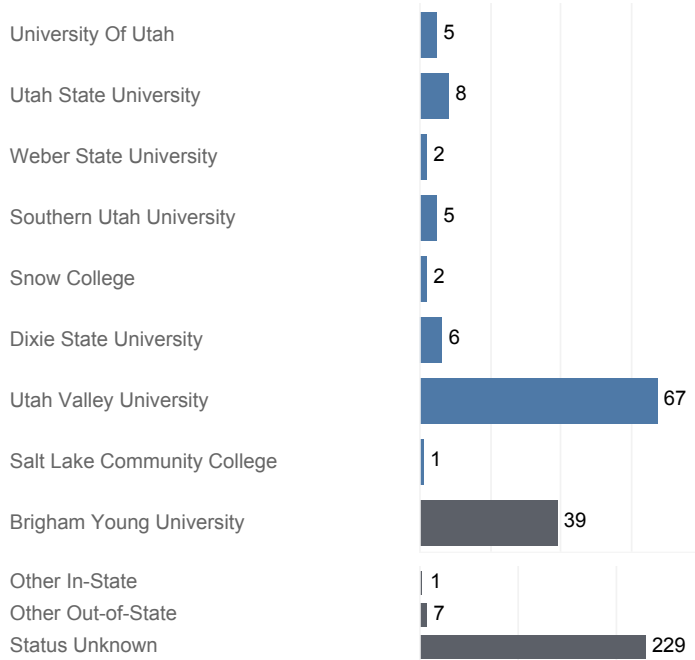


# Utah System of Higher Education (USHE) High School Feedback Report

## High School Graduating Class of 2016

### Orem High, Alpine District School District

#### Fall 2016 Enrollments



May include individual student enrollments at multiple institutions.

#### High School Graduates, Scholarships, and ACT

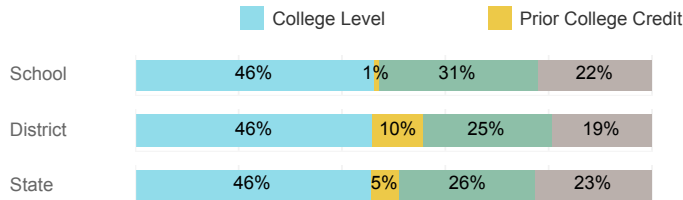
	School	District	State
Graduates	371	4,697	38,326
% Enrolled Fall 2016	38.3%	38.8%	41.0%
Applied for Regents' Scholarship	93	845	4,690
Awarded Regents' Scholarship	72	628	3,245
Avg. ACT Composite Score	22	22	21
Took ACT Test	356	4,477	35,851
% ACT College Math Ready (≥ 22)	46.6%	47.1%	38.1%
% ACT College English Ready (≥ 18)	69.1%	67.9%	61.7%

#### USHE Student Information

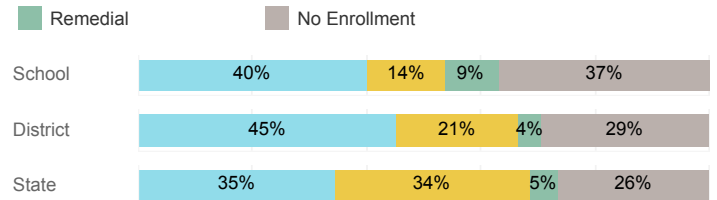
	School	District	State
Number Enrolled Fall	95	1,378	13,374
Avg. Fall Semester GPA	2.66	2.79	2.71
% Pell Eligible	33.7%	26.7%	32.0%
% Returned Spring Semester	63.2%	76.3%	79.8%
% with 30 Credits 1st Year	20.0%	27.9%	27.6%
Avg. ACT Composite Score	22	23	22
Took ACT Test	95	1,374	13,255
% ACT College Math Ready (≥ 22)	42.1%	56.0%	47.0%
% ACT College English Ready (≥ 18)	75.8%	79.6%	75.0%

#### College Performance Measures for USHE Students

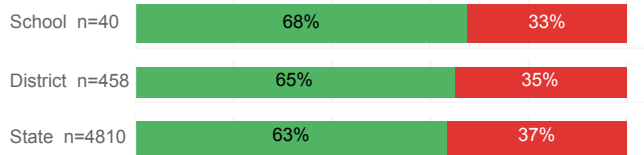
##### Students Taking Math by Highest Level Attempted



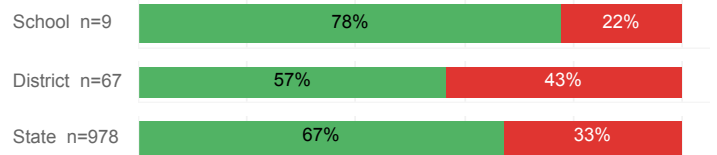
##### Students Taking English by Highest Level Attempted



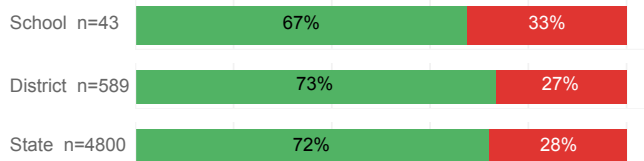
##### % Earning C or Higher in Remedial Math (≤ 1010)



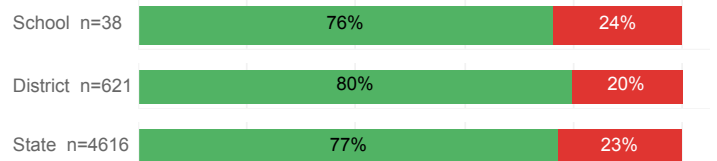
##### % Earning C or Higher in Remedial English (< 1000)



##### % Earning C or Higher in College Math (≥ 1030)



##### % Earning C or Higher in College English (≥ 1010)



For additional information regarding this report, its source data, and the reported measures, please consult the accompanying data definitions.

Prepared by Utah System of Higher Education  
highereducat.utah.gov Published Nov. 2017.