

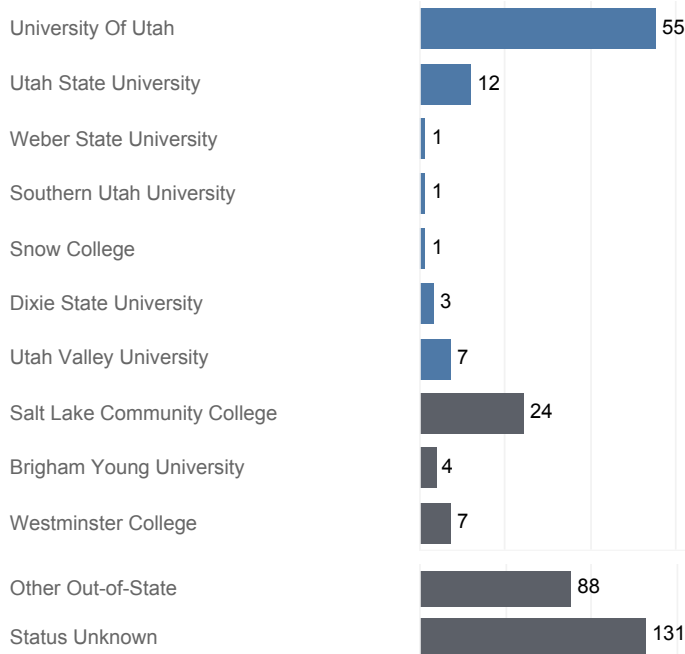


Utah System of Higher Education (USHE) High School Feedback Report

High School Graduating Class of 2016

Park City District

Fall 2016 Enrollments



May include individual student enrollments at multiple institutions.

High School Graduates, Scholarships, and ACT

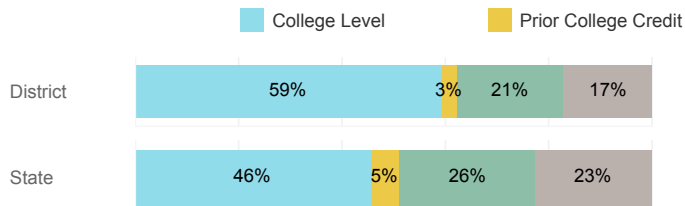
	District	State
Graduates	328	38,326
% Enrolled Fall 2016	60.1%	41.0%
Applied for Regents' Scholarship	22	4,690
Awarded Regents' Scholarship	15	3,245
Avg. ACT Composite Score	23	21
Took ACT Test	308	35,851
% ACT College Math Ready (≥ 22)	57.5%	38.1%
% ACT College English Ready (≥ 18)	79.5%	61.7%

USHE Student Information

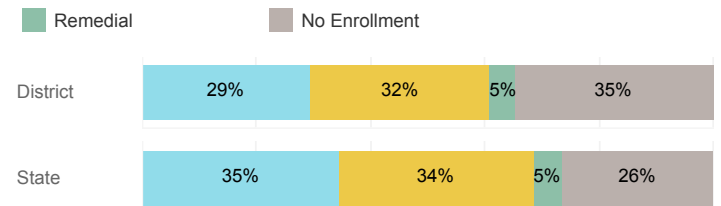
	District	State
Number Enrolled Fall	130	13,374
Avg. Fall Semester GPA	2.88	2.71
% Pell Eligible	21.5%	32.0%
% Returned Spring Semester	89.2%	79.8%
% with 30 Credits 1st Year	36.2%	27.6%
Avg. ACT Composite Score	23	22
Took ACT Test	129	13,255
% ACT College Math Ready (≥ 22)	58.9%	47.0%
% ACT College English Ready (≥ 18)	82.9%	75.0%

College Performance Measures for USHE Students

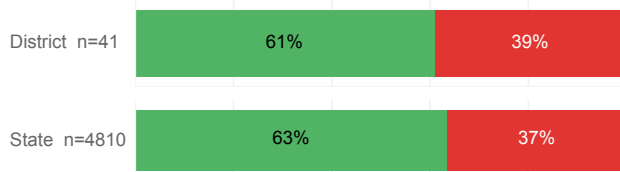
Students Taking Math by Highest Level Attempted



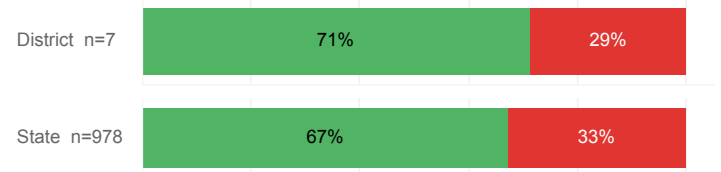
Students Taking English by Highest Level Attempted



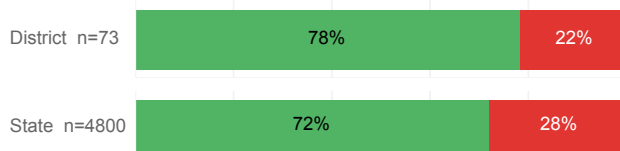
% Earning C or Higher in Remedial Math (≤ 1010)



% Earning C or Higher in Remedial English (< 1000)



% Earning C or Higher in College Math (≥ 1030)



% Earning C or Higher in College English (≥ 1010)

