

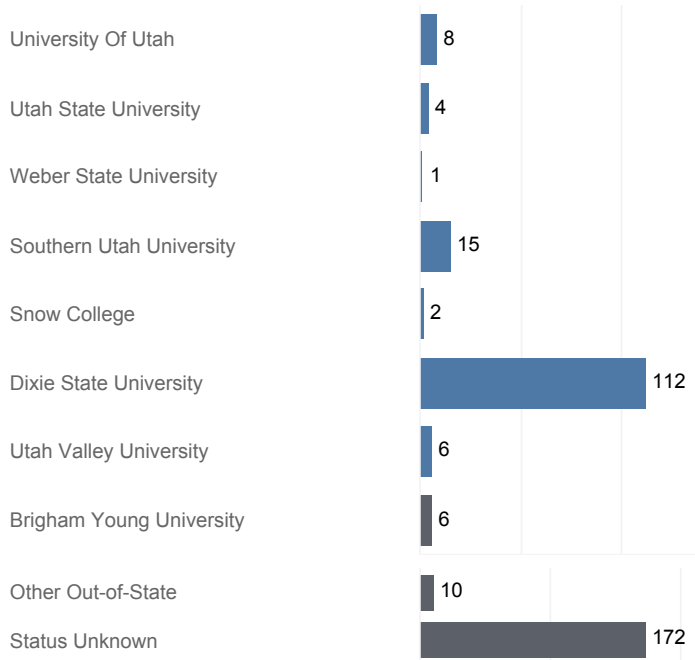


# Utah System of Higher Education (USHE) High School Feedback Report

## High School Graduating Class of 2016

### Pine View High, Washington District School District

#### Fall 2016 Enrollments



May include individual student enrollments at multiple institutions.

#### High School Graduates, Scholarships, and ACT

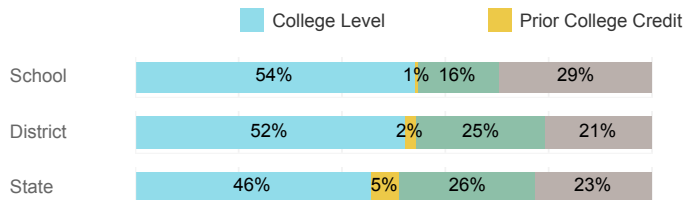
	School	District	State
<b>Graduates</b>	329	1,860	38,326
<b>% Enrolled Fall 2016</b>	47.7%	37.4%	41.0%
<b>Applied for Regents' Scholarship</b>	71	333	4,690
<b>Awarded Regents' Scholarship</b>	28	201	3,245
<b>Avg. ACT Composite Score</b>	20	20	21
<b>Took ACT Test</b>	315	1,708	35,851
<b>% ACT College Math Ready (≥ 22)</b>	32.1%	38.5%	38.1%
<b>% ACT College English Ready (≥ 18)</b>	60.3%	59.4%	61.7%

#### USHE Student Information

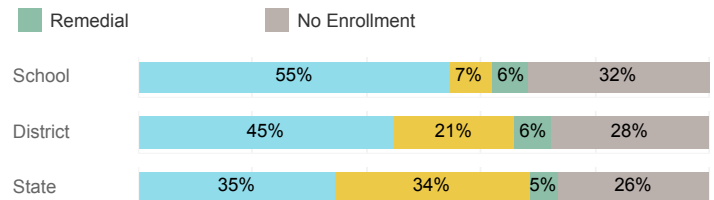
	School	District	State
<b>Number Enrolled Fall</b>	139	649	13,374
<b>Avg. Fall Semester GPA</b>	2.53	2.60	2.71
<b>% Pell Eligible</b>	46.0%	40.1%	32.0%
<b>% Returned Spring Semester</b>	74.8%	74.9%	79.8%
<b>% with 30 Credits 1st Year</b>	35.3%	36.8%	27.6%
<b>Avg. ACT Composite Score</b>	21	22	22
<b>Took ACT Test</b>	134	642	13,255
<b>% ACT College Math Ready (≥ 22)</b>	37.0%	46.1%	47.0%
<b>% ACT College English Ready (≥ 18)</b>	72.5%	72.4%	75.0%

#### College Performance Measures for USHE Students

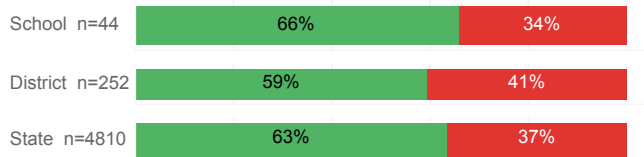
##### Students Taking Math by Highest Level Attempted



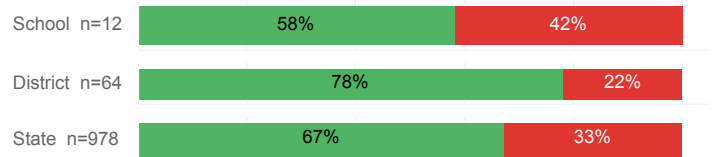
##### Students Taking English by Highest Level Attempted



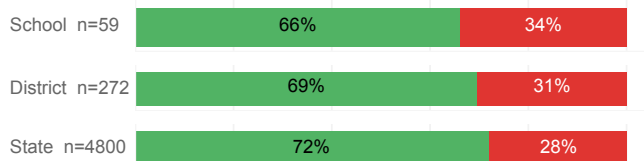
##### % Earning C or Higher in Remedial Math (≤ 1010)



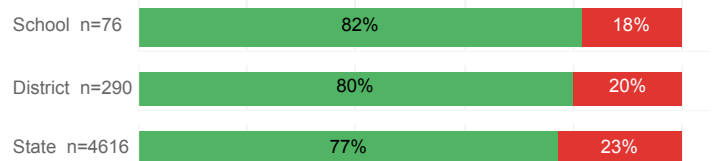
##### % Earning C or Higher in Remedial English (< 1000)



##### % Earning C or Higher in College Math (≥ 1030)



##### % Earning C or Higher in College English (≥ 1010)



For additional information regarding this report, its source data, and the reported measures, please consult the accompanying data definitions.

Prepared by Utah System of Higher Education  
highereducat.utah.gov Published Nov. 2017.