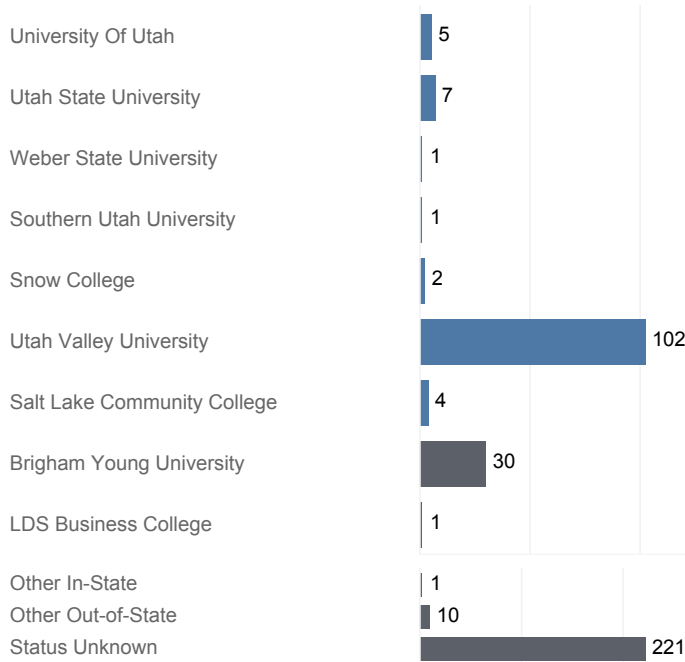




# Utah System of Higher Education (USHE) High School Feedback Report High School Graduating Class of 2016 Provo High, Provo District School District

## Fall 2016 Enrollments



May include individual student enrollments at multiple institutions.

## High School Graduates, Scholarships, and ACT

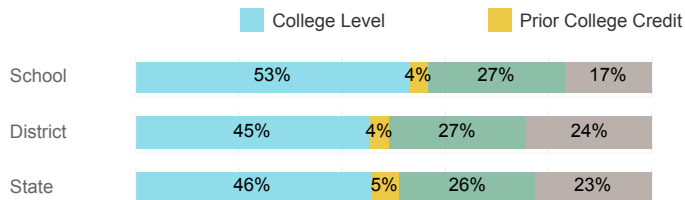
	School	District	State
Graduates	379	851	38,326
% Enrolled Fall 2016	41.7%	41.7%	41.0%
Applied for Regents' Scholarship	16	82	4,690
Awarded Regents' Scholarship	14	63	3,245
Avg. ACT Composite Score	21	22	21
Took ACT Test	347	771	35,851
% ACT College Math Ready (≥ 22)	42.2%	45.1%	38.1%
% ACT College English Ready (≥ 18)	59.9%	64.8%	61.7%

## USHE Student Information

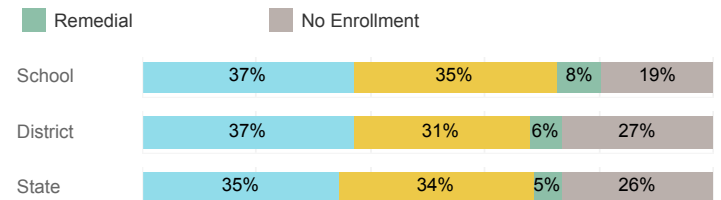
	School	District	State
Number Enrolled Fall	113	215	13,374
Avg. Fall Semester GPA	2.61	2.55	2.71
% Pell Eligible	49.6%	47.4%	32.0%
% Returned Spring Semester	72.6%	71.6%	79.8%
% with 30 Credits 1st Year	18.6%	16.7%	27.6%
Avg. ACT Composite Score	22	22	22
Took ACT Test	113	215	13,255
% ACT College Math Ready (≥ 22)	54.9%	49.3%	47.0%
% ACT College English Ready (≥ 18)	72.6%	71.2%	75.0%

## College Performance Measures for USHE Students

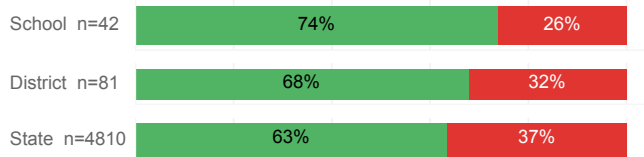
### Students Taking Math by Highest Level Attempted



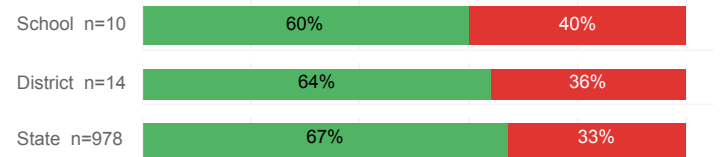
### Students Taking English by Highest Level Attempted



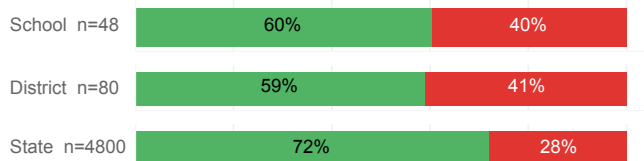
### % Earning C or Higher in Remedial Math (≤ 1010)



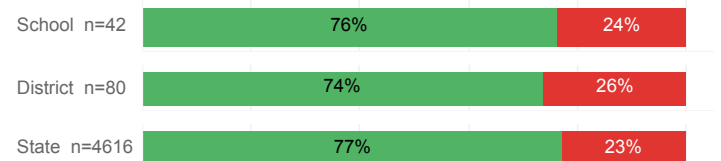
### % Earning C or Higher in Remedial English (< 1000)



### % Earning C or Higher in College Math (≥ 1030)



### % Earning C or Higher in College English (≥ 1010)



For additional information regarding this report, its source data, and the reported measures, please consult the accompanying data definitions.

Prepared by Utah System of Higher Education  
highereducat.utah.gov Published Nov. 2017.