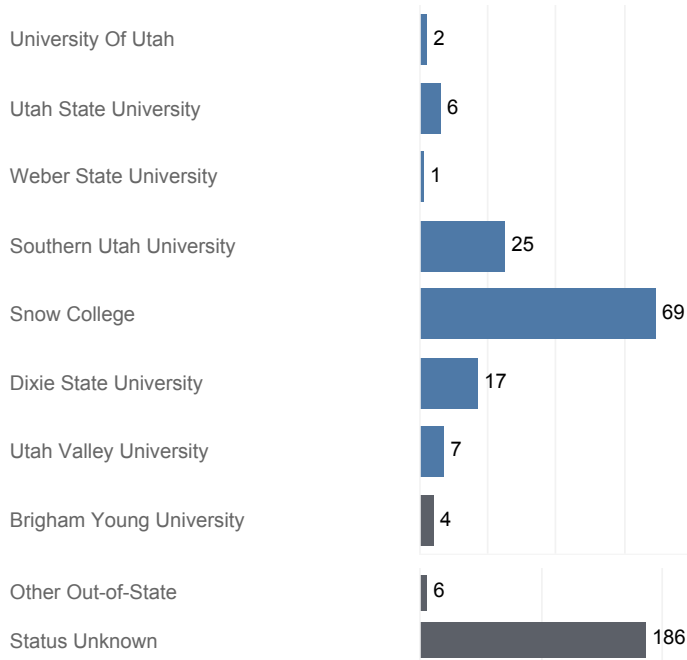




# Utah System of Higher Education (USHE) High School Feedback Report High School Graduating Class of 2016 Sevier District

## Fall 2016 Enrollments



May include individual student enrollments at multiple institutions.

## High School Graduates, Scholarships, and ACT

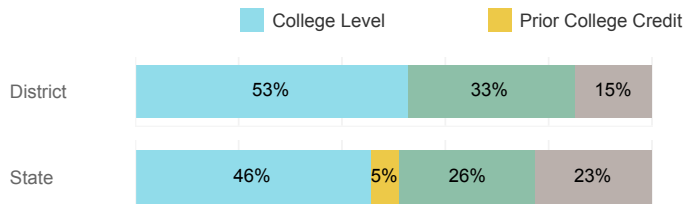
	District	State
Graduates	311	38,326
% Enrolled Fall 2016	40.2%	41.0%
Applied for Regents' Scholarship	33	4,690
Awarded Regents' Scholarship	21	3,245
Avg. ACT Composite Score	20	21
Took ACT Test	304	35,851
% ACT College Math Ready ( $\geq 22$ )	32.9%	38.1%
% ACT College English Ready ( $\geq 18$ )	58.2%	61.7%

## USHE Student Information

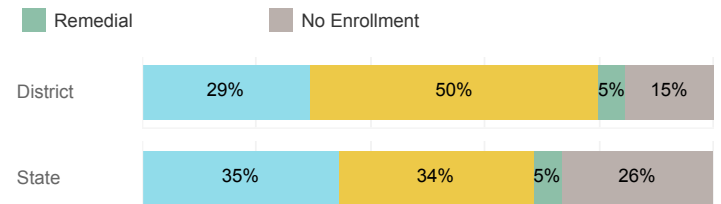
	District	State
Number Enrolled Fall	123	13,374
Avg. Fall Semester GPA	2.78	2.71
% Pell Eligible	43.9%	32.0%
% Returned Spring Semester	75.6%	79.8%
% with 30 Credits 1st Year	43.1%	27.6%
Avg. ACT Composite Score	21	22
Took ACT Test	123	13,255
% ACT College Math Ready ( $\geq 22$ )	40.7%	47.0%
% ACT College English Ready ( $\geq 18$ )	74.0%	75.0%

## College Performance Measures for USHE Students

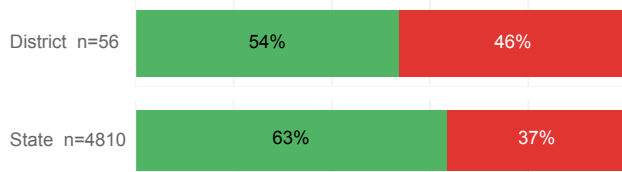
### Students Taking Math by Highest Level Attempted



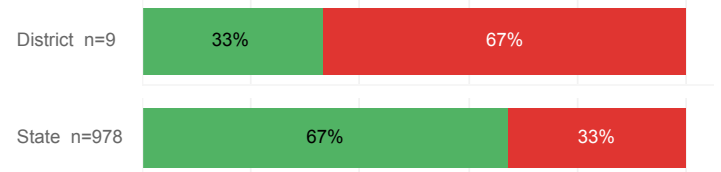
### Students Taking English by Highest Level Attempted



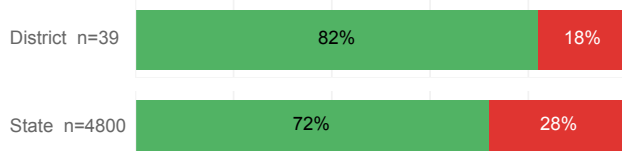
### % Earning C or Higher in Remedial Math ( $\leq 1010$ )



### % Earning C or Higher in Remedial English ( $< 1000$ )



### % Earning C or Higher in College Math ( $\geq 1030$ )



### % Earning C or Higher in College English ( $\geq 1010$ )

