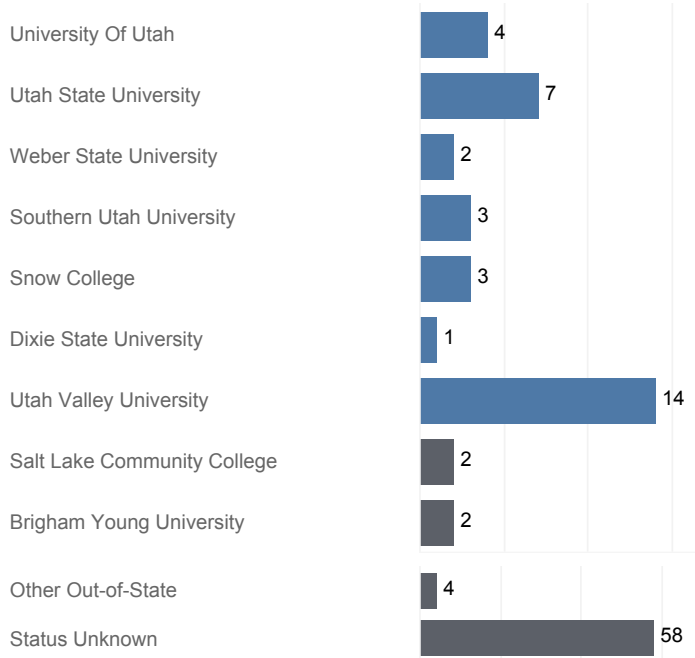




Utah System of Higher Education (USHE) High School Feedback Report High School Graduating Class of 2016 South Summit District

Fall 2016 Enrollments



May include individual student enrollments at multiple institutions.

High School Graduates, Scholarships, and ACT

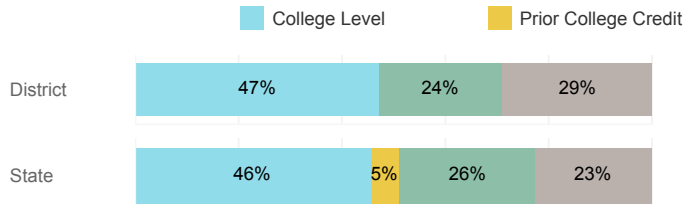
	District	State
Graduates	99	38,326
% Enrolled Fall 2016	41.4%	41.0%
Applied for Regents' Scholarship	12	4,690
Awarded Regents' Scholarship	9	3,245
Avg. ACT Composite Score	20	21
Took ACT Test	96	35,851
% ACT College Math Ready (≥ 22)	28.1%	38.1%
% ACT College English Ready (≥ 18)	55.2%	61.7%

USHE Student Information

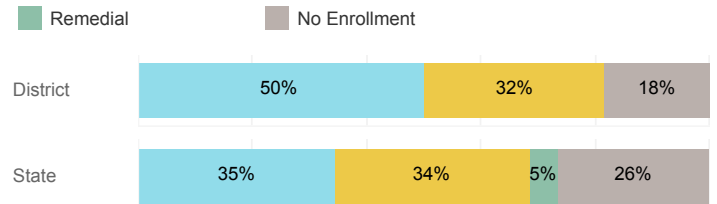
	District	State
Number Enrolled Fall	38	13,374
Avg. Fall Semester GPA	2.49	2.71
% Pell Eligible	23.7%	32.0%
% Returned Spring Semester	73.7%	79.8%
% with 30 Credits 1st Year	31.6%	27.6%
Avg. ACT Composite Score	21	22
Took ACT Test	38	13,255
% ACT College Math Ready (≥ 22)	31.6%	47.0%
% ACT College English Ready (≥ 18)	63.2%	75.0%

College Performance Measures for USHE Students

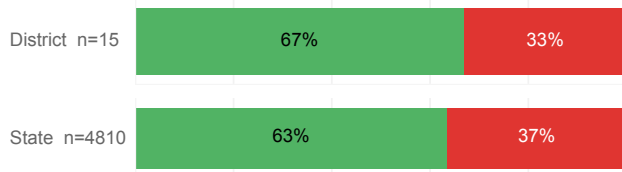
Students Taking Math by Highest Level Attempted



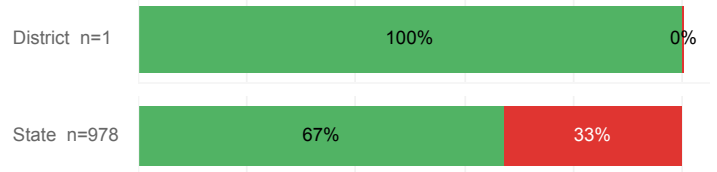
Students Taking English by Highest Level Attempted



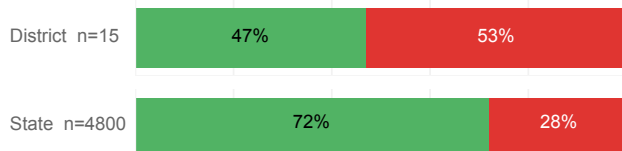
% Earning C or Higher in Remedial Math (≤ 1010)



% Earning C or Higher in Remedial English (< 1000)



% Earning C or Higher in College Math (≥ 1030)



% Earning C or Higher in College English (≥ 1010)

