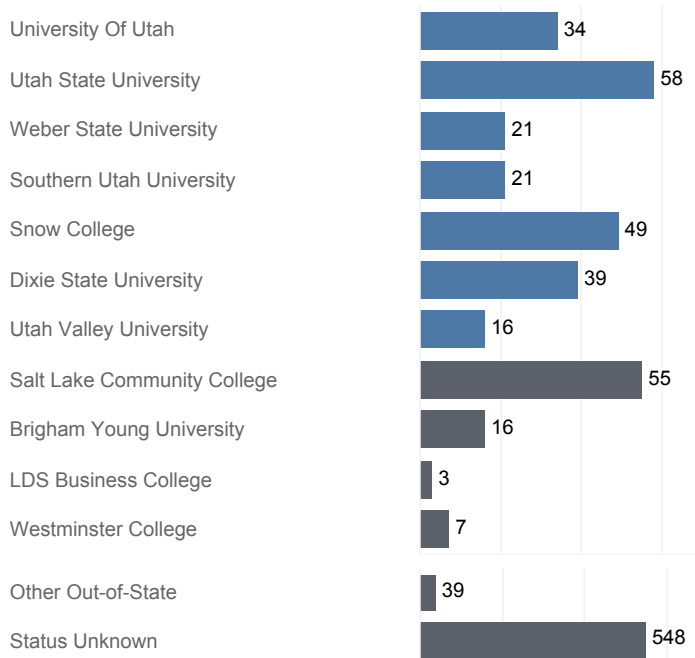




# Utah System of Higher Education (USHE) High School Feedback Report High School Graduating Class of 2016 Tooele District

## Fall 2016 Enrollments



May include individual student enrollments at multiple institutions.

## High School Graduates, Scholarships, and ACT

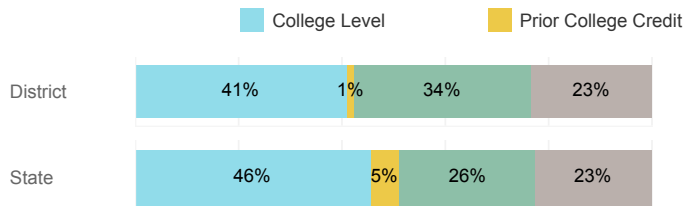
	District	State
Graduates	891	38,326
% Enrolled Fall 2016	38.5%	41.0%
Applied for Regents' Scholarship	124	4,690
Awarded Regents' Scholarship	72	3,245
Avg. ACT Composite Score	20	21
Took ACT Test	847	35,851
% ACT College Math Ready ( $\geq 22$ )	31.1%	38.1%
% ACT College English Ready ( $\geq 18$ )	57.4%	61.7%

## USHE Student Information

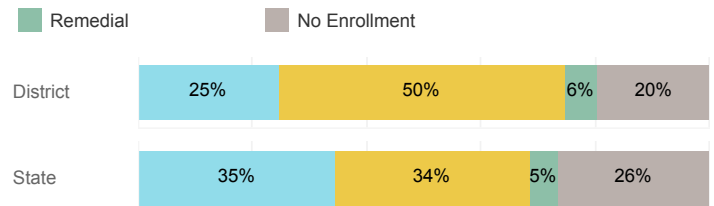
	District	State
Number Enrolled Fall	296	13,374
Avg. Fall Semester GPA	2.65	2.71
% Pell Eligible	30.1%	32.0%
% Returned Spring Semester	81.1%	79.8%
% with 30 Credits 1st Year	33.1%	27.6%
Avg. ACT Composite Score	22	22
Took ACT Test	295	13,255
% ACT College Math Ready ( $\geq 22$ )	39.7%	47.0%
% ACT College English Ready ( $\geq 18$ )	74.2%	75.0%

## College Performance Measures for USHE Students

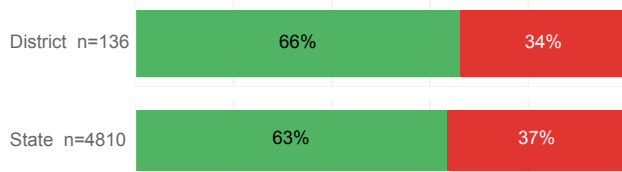
### Students Taking Math by Highest Level Attempted



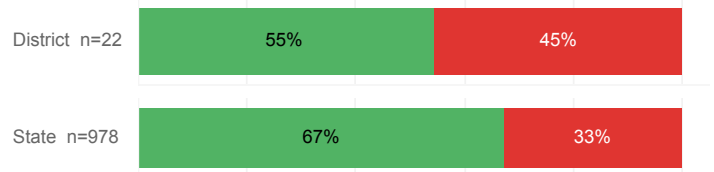
### Students Taking English by Highest Level Attempted




### % Earning C or Higher in Remedial Math ( $\leq 1010$ )



### % Earning C or Higher in Remedial English ( $< 1000$ )



### % Earning C or Higher in College Math ( $\geq 1030$ )



### % Earning C or Higher in College English ( $\geq 1010$ )

