

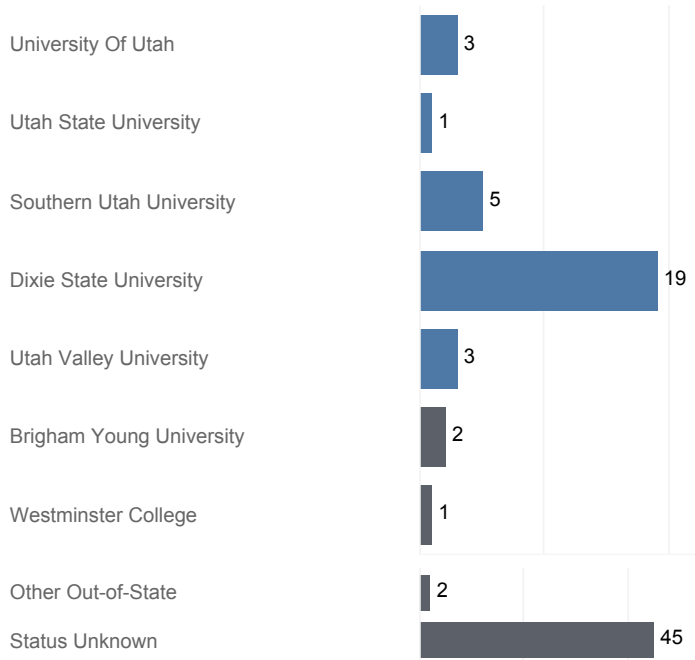


# Utah System of Higher Education (USHE) High School Feedback Report

## High School Graduating Class of 2016

### Tuacahn High School For The Performing Arts, Charter School District School District

#### Fall 2016 Enrollments



May include individual student enrollments at multiple institutions.

#### High School Graduates, Scholarships, and ACT

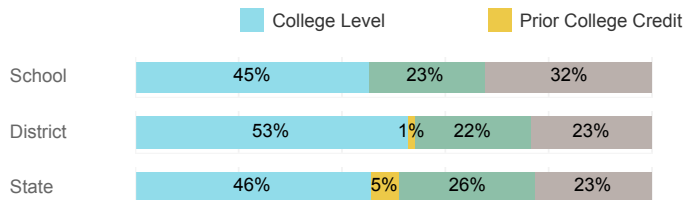
	School	District	State
Graduates	78	2,447	38,326
% Enrolled Fall 2016	42.3%	40.8%	41.0%
Applied for Regents' Scholarship	5	97	4,690
Awarded Regents' Scholarship	4	54	3,245
Avg. ACT Composite Score	21	21	21
Took ACT Test	74	2,178	35,851
% ACT College Math Ready ( $\geq 22$ )	28.4%	40.5%	38.1%
% ACT College English Ready ( $\geq 18$ )	67.6%	66.5%	61.7%

#### USHE Student Information

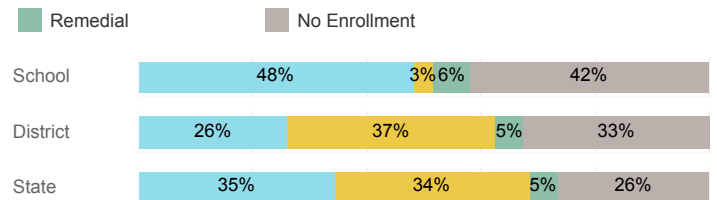
	School	District	State
Number Enrolled Fall	31	849	13,374
Avg. Fall Semester GPA	2.57	2.59	2.71
% Pell Eligible	51.6%	35.9%	32.0%
% Returned Spring Semester	83.9%	79.7%	79.8%
% with 30 Credits 1st Year	35.5%	26.1%	27.6%
Avg. ACT Composite Score	21	23	22
Took ACT Test	31	834	13,255
% ACT College Math Ready ( $\geq 22$ )	32.3%	51.8%	47.0%
% ACT College English Ready ( $\geq 18$ )	74.2%	79.9%	75.0%

#### College Performance Measures for USHE Students

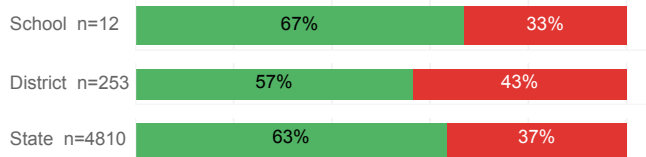
##### Students Taking Math by Highest Level Attempted



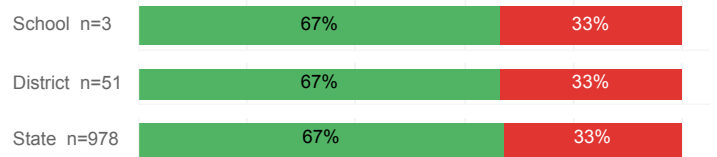
##### Students Taking English by Highest Level Attempted



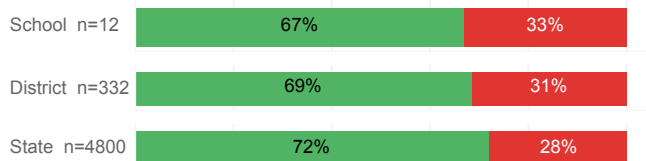
##### % Earning C or Higher in Remedial Math ( $\leq 1010$ )



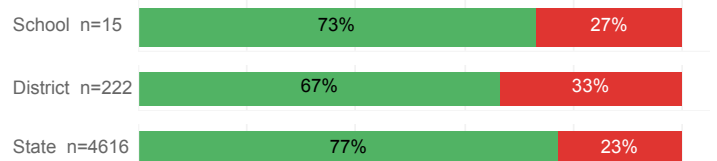
##### % Earning C or Higher in Remedial English ( $< 1000$ )



##### % Earning C or Higher in College Math ( $\geq 1030$ )



##### % Earning C or Higher in College English ( $\geq 1010$ )



For additional information regarding this report, its source data, and the reported measures, please consult the accompanying data definitions.

Prepared by Utah System of Higher Education  
highereducat.utah.gov Published Nov. 2017.