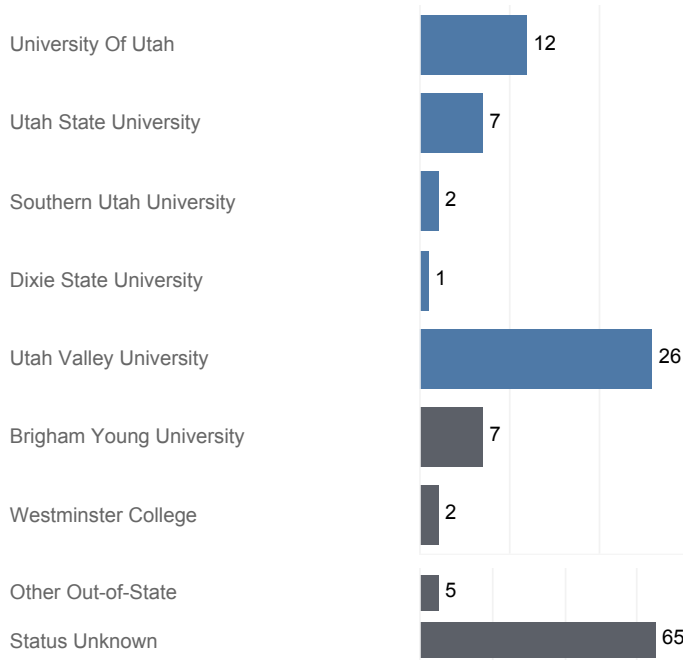




Utah System of Higher Education (USHE) High School Feedback Report High School Graduating Class of 2016 Utah County Academy Of Science (Ucas), Charter School District School District

Fall 2016 Enrollments



May include individual student enrollments at multiple institutions.

High School Graduates, Scholarships, and ACT

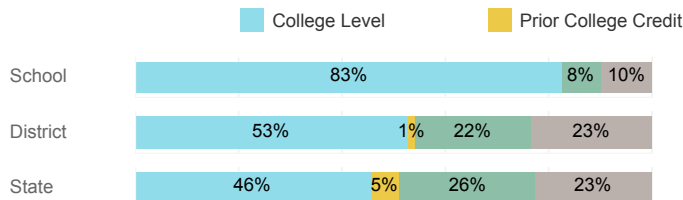
	School	District	State
Graduates	120	2,447	38,326
% Enrolled Fall 2016	45.8%	40.8%	41.0%
Applied for Regents' Scholarship	2	97	4,690
Awarded Regents' Scholarship	0	54	3,245
Avg. ACT Composite Score	26	21	21
Took ACT Test	119	2,178	35,851
% ACT College Math Ready (≥ 22)	81.5%	40.5%	38.1%
% ACT College English Ready (≥ 18)	96.6%	66.5%	61.7%

USHE Student Information

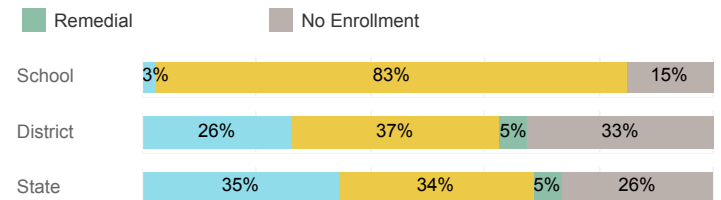
	School	District	State
Number Enrolled Fall	40	849	13,374
Avg. Fall Semester GPA	2.84	2.59	2.71
% Pell Eligible	27.5%	35.9%	32.0%
% Returned Spring Semester	85.0%	79.7%	79.8%
% with 30 Credits 1st Year	40.0%	26.1%	27.6%
Avg. ACT Composite Score	26	23	22
Took ACT Test	40	834	13,255
% ACT College Math Ready (≥ 22)	80.0%	51.8%	47.0%
% ACT College English Ready (≥ 18)	97.5%	79.9%	75.0%

College Performance Measures for USHE Students

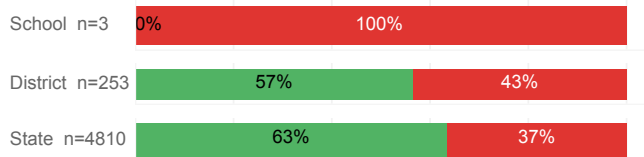
Students Taking Math by Highest Level Attempted



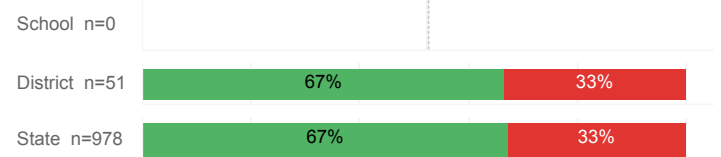
Students Taking English by Highest Level Attempted



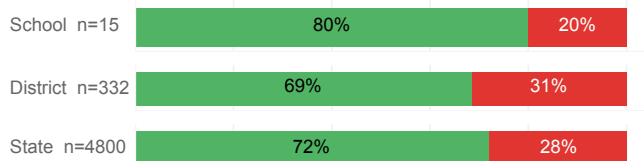
% Earning C or Higher in Remedial Math (≤ 1010)



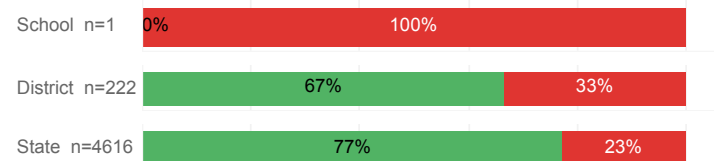
% Earning C or Higher in Remedial English (< 1000)



% Earning C or Higher in College Math (≥ 1030)



% Earning C or Higher in College English (≥ 1010)



For additional information regarding this report, its source data, and the reported measures, please consult the accompanying data definitions.

Prepared by Utah System of Higher Education
highereducat.utah.gov Published Nov. 2017.