

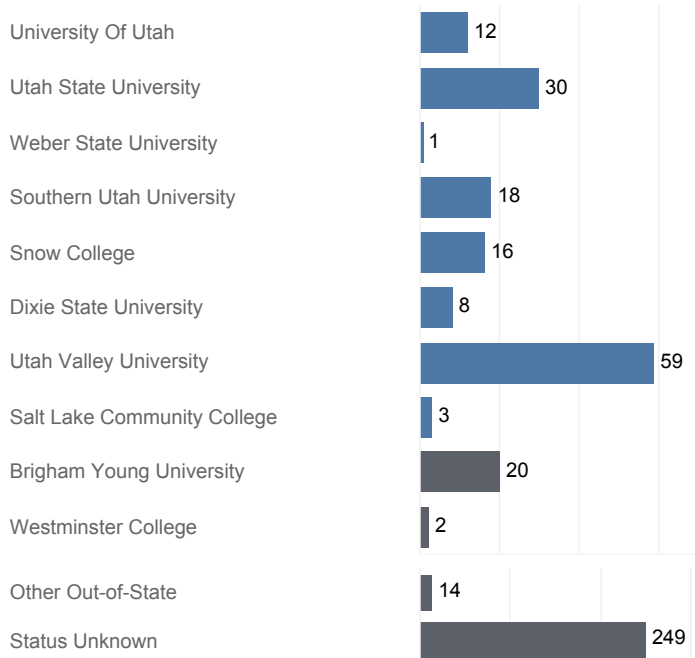


Utah System of Higher Education (USHE) High School Feedback Report

High School Graduating Class of 2016

Wasatch High, Wasatch District School District

Fall 2016 Enrollments



May include individual student enrollments at multiple institutions.

High School Graduates, Scholarships, and ACT

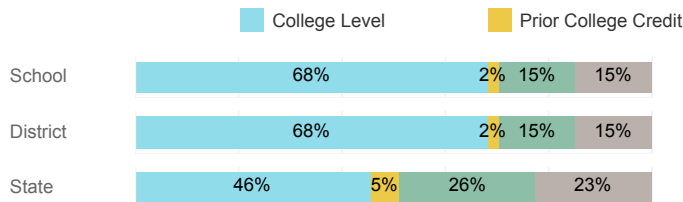
	School	District	State
Graduates	422	422	38,326
% Enrolled Fall 2016	41.0%	41.0%	41.0%
Applied for Regents' Scholarship	83	83	4,690
Awarded Regents' Scholarship	45	45	3,245
Avg. ACT Composite Score	21	21	21
Took ACT Test	396	396	35,851
% ACT College Math Ready (≥ 22)	36.3%	36.3%	38.1%
% ACT College English Ready (≥ 18)	62.7%	62.7%	61.7%

USHE Student Information

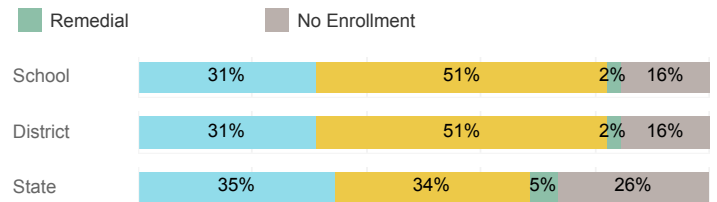
	School	District	State
Number Enrolled Fall	135	135	13,374
Avg. Fall Semester GPA	2.78	2.78	2.71
% Pell Eligible	20.7%	20.7%	32.0%
% Returned Spring Semester	79.3%	79.3%	79.8%
% with 30 Credits 1st Year	28.1%	28.1%	27.6%
Avg. ACT Composite Score	22	22	22
Took ACT Test	133	135	13,255
% ACT College Math Ready (≥ 22)	48.9%	48.9%	47.0%
% ACT College English Ready (≥ 18)	80.0%	80.0%	75.0%

College Performance Measures for USHE Students

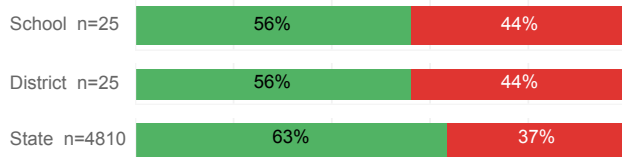
Students Taking Math by Highest Level Attempted



Students Taking English by Highest Level Attempted



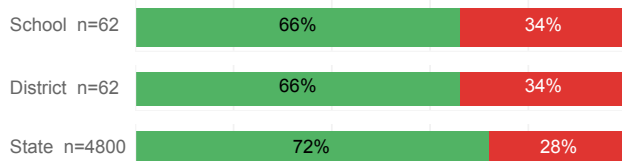
% Earning C or Higher in Remedial Math (≤ 1010)



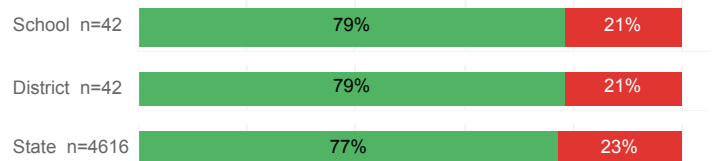
% Earning C or Higher in Remedial English (< 1000)



% Earning C or Higher in College Math (≥ 1030)



% Earning C or Higher in College English (≥ 1010)



For additional information regarding this report, its source data, and the reported measures, please consult the accompanying data definitions.

Prepared by Utah System of Higher Education
highereducat.utah.gov Published Nov. 2017.