

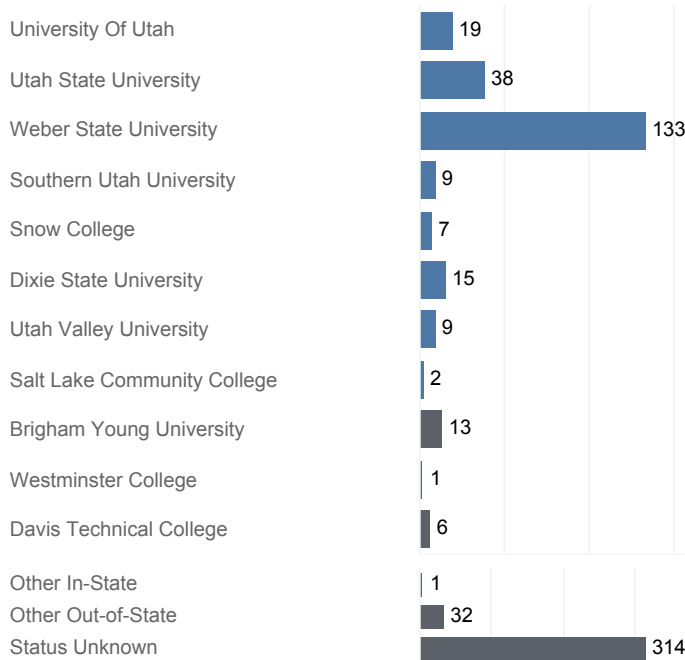


# Utah System of Higher Education (USHE) High School Feedback Report

## High School Graduating Class of 2016

### Weber High, Weber District School District

#### Fall 2016 Enrollments



May include individual student enrollments at multiple institutions.

#### High School Graduates, Scholarships, and ACT

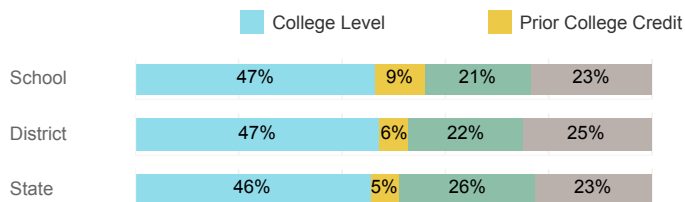
	School	District	State
Graduates	577	2,125	38,326
% Enrolled Fall 2016	45.6%	38.4%	41.0%
Applied for Regents' Scholarship	24	126	4,690
Awarded Regents' Scholarship	22	93	3,245
Avg. ACT Composite Score	22	20	21
Took ACT Test	562	1,987	35,851
% ACT College Math Ready (≥ 22)	47.2%	33.9%	38.1%
% ACT College English Ready (≥ 18)	73.8%	59.4%	61.7%

#### USHE Student Information

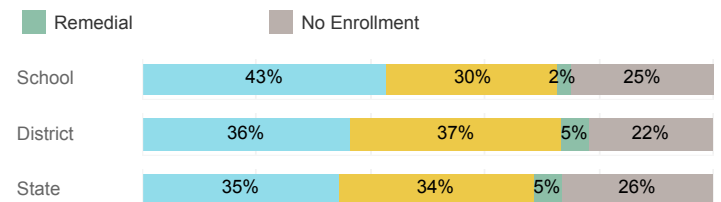
	School	District	State
Number Enrolled Fall	232	712	13,374
Avg. Fall Semester GPA	2.84	2.77	2.71
% Pell Eligible	19.4%	24.9%	32.0%
% Returned Spring Semester	84.9%	82.9%	79.8%
% with 30 Credits 1st Year	27.6%	25.0%	27.6%
Avg. ACT Composite Score	23	22	22
Took ACT Test	231	708	13,255
% ACT College Math Ready (≥ 22)	57.8%	48.9%	47.0%
% ACT College English Ready (≥ 18)	85.8%	77.4%	75.0%

#### College Performance Measures for USHE Students

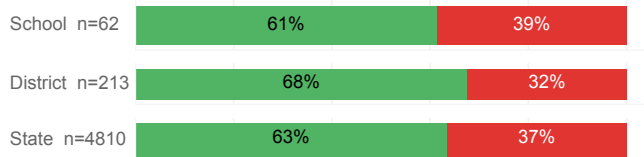
##### Students Taking Math by Highest Level Attempted



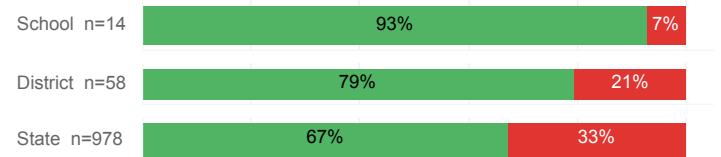
##### Students Taking English by Highest Level Attempted



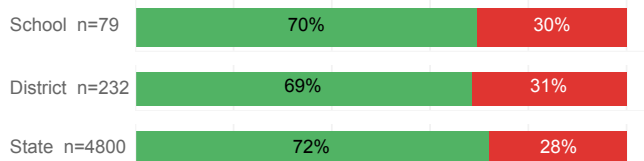
##### % Earning C or Higher in Remedial Math (≤ 1010)



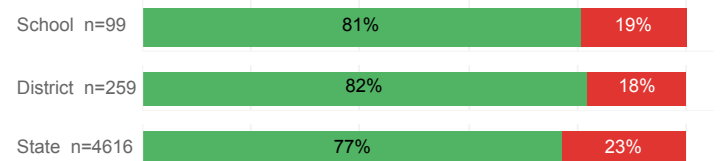
##### % Earning C or Higher in Remedial English (< 1000)



##### % Earning C or Higher in College Math (≥ 1030)



##### % Earning C or Higher in College English (≥ 1010)



For additional information regarding this report, its source data, and the reported measures, please consult the accompanying data definitions.

Prepared by Utah System of Higher Education  
highereducat.org Published Nov. 2017.