


Concurrent Enrollment: *Closing Equity Gaps*

Julie R Hartley, Associate Commissioner, Academic Affairs, USHE

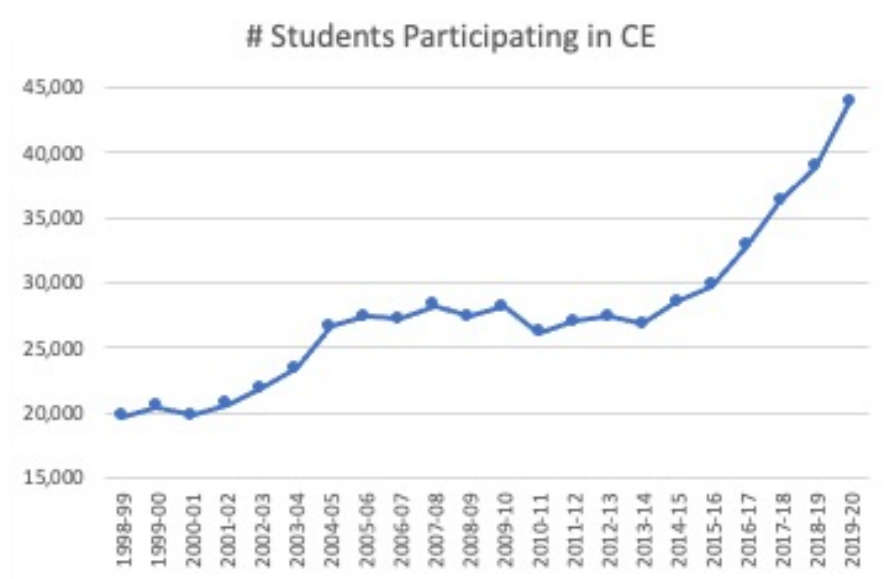
Cynthia Grua, Assistant Commissioner, Academic Affairs, USHE



October 29, 2021

FY20-21 Preliminary Snapshot

- 46,351 students/176 HSs/119,457 enrollments
- 342,386 earned semester credits
- Utah students and their families saved an estimated \$66.3M



Equity Challenge



“Underrepresented”

Any student group that holds a smaller percentage in a program as compared to the overall population

Equity Challenge

CE participating students are:

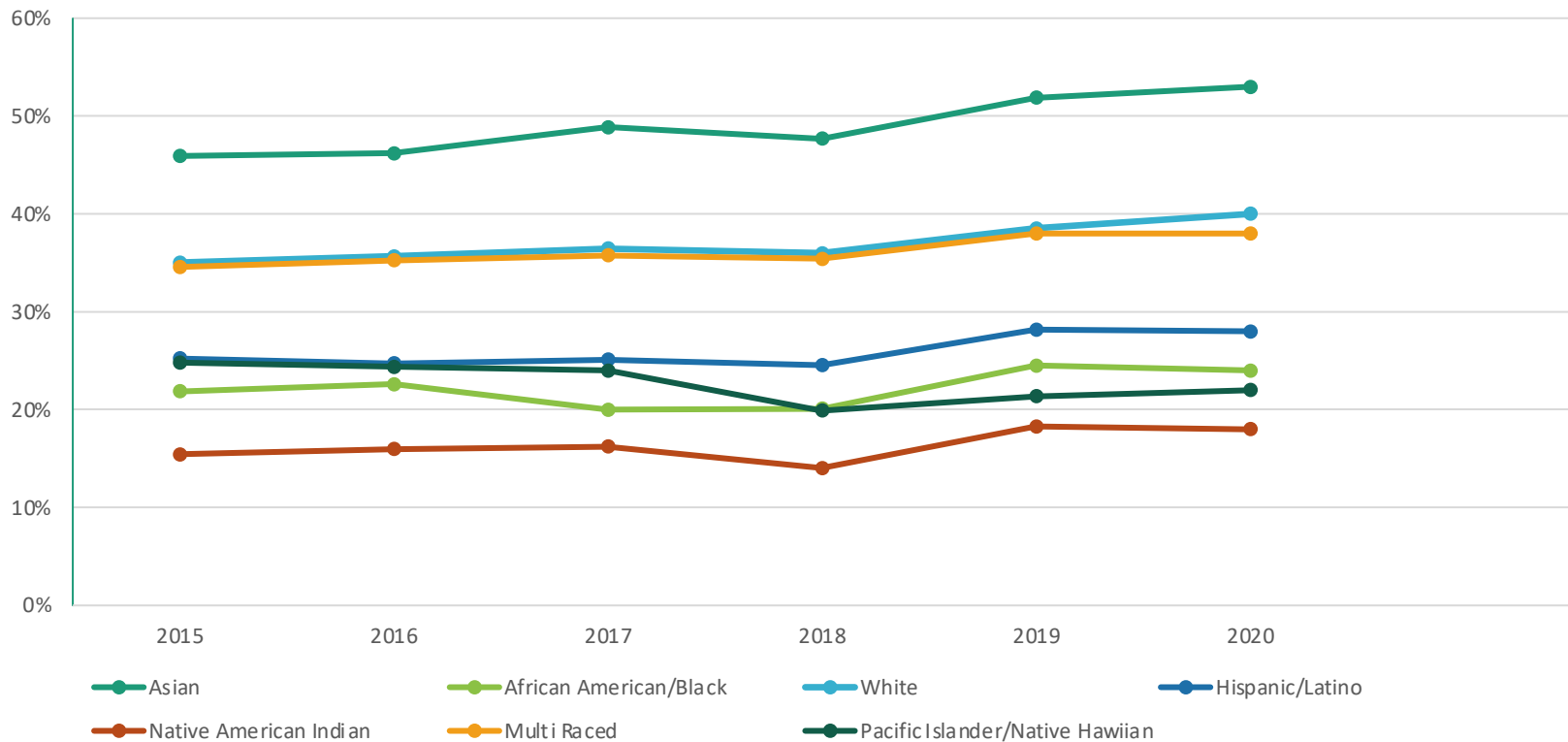
- 85% white v. 75% white HS population
- 18-19% low-income v. 31-32% HS participation in FRL

Percentage of Students who Coded as NSLPS who Attempted Credits through CE for the First time at Each Institution by Year / 2019 FRL by USHE Service Area

Inst	2016	2017	2018	2019	2019
USU	21%	22%	20%	21%	43%
WSU	16%	16%	17%	15%	28%
SUU	23%	26%	25%	24%	44%
SNOW	28%	34%	31%	27%	50%
DSU	18%	23%	23%	24%	39%
UVU	17%	16%	15%	15%	25%
SLCC	20%	19%	19%	22%	42%
Grand Total	19%	19%	18%	19%	

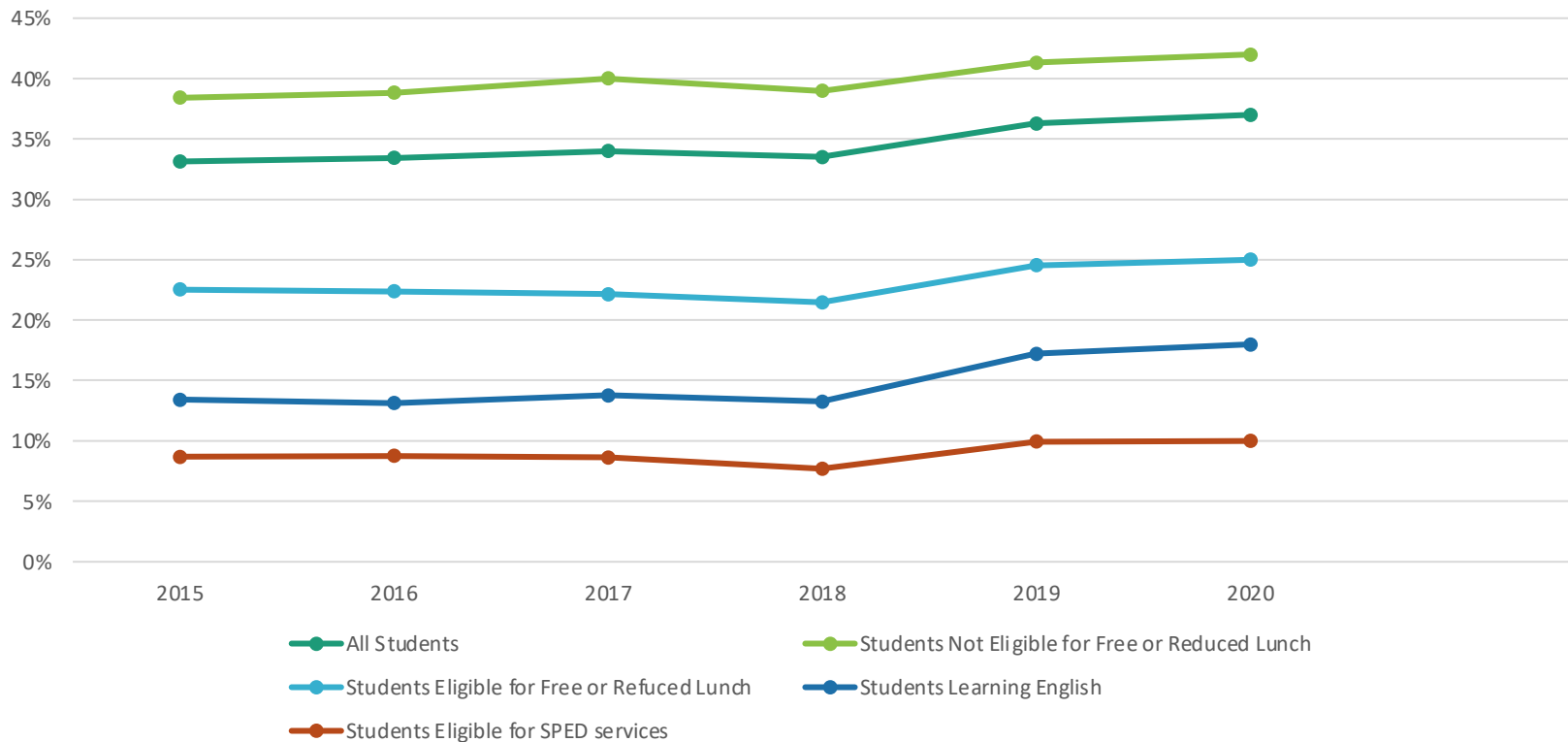
Race/Ethnicity gaps are consistent

Percentage of Public Education Students Participating in Early College Coursework (CE, AP, IB) from 2014-15 through 2020-21



Low-income, ELL, SPED gaps also

Percentage of Public Education Students Participating in Early College Coursework (CE, AP, IB) from 2014-15 to 2020-21



AY22 efforts

- Opportunity Scholarship -- Ensure CE LA, Science, Math is available across all LEAs

FY1920 CE earned credit	USU												WSU				SUU			Snow								DSU		UVU						SLCC					
	Box Elder	Cache	Dagget	Duchesne	Logan	Rich	Uintah	Carbon	Emery	Grand	San Juan	Tooele	Davis	Morgan	Ogden	Weber	Beaver	Garfield	Iron	Juab	Millard	No. Sanpete	Piute	Sevier	So. Sanpete	Tintic	Wayne	Kane	Washington	Alpine	Nebo	No. Summit	Park City	Provo	So. Summit	Wasatch	Canyons	Granite	Jordan	Murray	Salt Lake
Language Arts	2	3	1	1	1	6	1	2	2	2	3	5	4	3	4	5	6	6	4	4	5	3	5	6	6	6	3	6	8	7	6	5	1	4	6	3	5	5	6	5	5
Mathematics	2	3	2	2	3	4	1	2	3	2	4	3	4	2	4	4	4	3	3	5	3	4	2	5	4	1	3	5	6	5	6	2	5	4	3	5	5	6	5	4	6
Science	2	3	0	2	2	4	1	5	3	2	3	8	4	1	1	4	7	3	8	5	8	3	2	5	7	2	4	3	19	11	11	4	4	8	4	6	9	11	10	3	8

- Share information with LEA partners about this new opportunity

AY23 efforts

- Address participation gaps
 - UACEP webinars showcasing college access organizations (GearUp, LIA, UW)
 - Offer College and Career Ready CE course starting Fall 2023
 - Begin discussion of co-requisite ENGL 1010
 - Data project focused in students who do not self-select to participate in CE (ties in to USBE CE data projects)